

Proven techniques to learn Korean used by students all over the world.

Copyrighted Material

KOREAN 2 FROM ZERO!



Extensive Grammar!

100% Hangeul Text!

Integrated Workbook!

**George Trombley
Reed Bullen
Jiyoon Kim
Myunghee Ham**

 **MP3
AUDIO**

Download free from
KoreanFromZero.com

Copyrighted Material

Preface

Self Study Korean

IT'S NOT IMPOSSIBLE



This is a self-made book created by Korean Topik (Korean-topik.blogspot.com). We are not the owner of the contents, but the ebook creator, so we won't respond for any problems including contents, copyrights, and any others. This ebook is purposely made for free and convenient use to anyone and everyone. If you have any problem related to the contents, please contact the Korean From Zero (KoreanFromZero.com). Keep fighting on your Korean study. Hope you all will master Korean soon.

Korean Topik's website: <http://korean-topik.blogspot.com>

Subscribe to our Facebook page: <https://www.facebook.com/korean4topik>

Korean from Zero's website: <http://koreanfromzero.com>

Contents

Preface	1
Course 2 Introduction	3
Lesson 1: 20 Important Phrases	6
Lesson 2: Must Know Polite Forms	8
Lesson 3: Conjugation Basics	13
Lesson 4: Particle Power	18
Lesson 5: Action Frequency	24
Lesson 6: Cause and Effect	35
Lesson 7: Introduction to Adverbs	47
Lesson 8: Counting Time	61
Lesson 9: This "or" That	72
Lesson 10: Promises and Appointments	86
Lesson 11: Expressing Emotion	98
Lesson 12: 하다 vs 되다	109
Lesson 13: But and However	121
Lesson 14: And Combinations	136
Lesson 15: Korean Contractions	148
Lesson 16: Directly Modifying	158
Lesson 17: Before and After	178

Course 2 Introduction

Introduction

Welcome to Korean From Zero! book 2

This is the second book in the Korean From Zero! series. We assume that you have already completed the first book in the series for beginners. We will build on the concepts taught in the first book and will also often refer to sections from the first book. It is by no means required that you have the first book in your possession. The first lesson of this book will provide a quick summary of key topics covered in book 1.

About the authors

This book would not be possible without the collaboration of each of the authors. Each author brings a different level of Korean language understanding that help make Korean From Zero! the highly rated book series that it is. I, George, have written a synopsis of what each of the authors of the Korean From Zero! series brings to the books.



George Trombley (written by self)

I lived in Japan for 9 years and co-authored eight Japanese language text books. Since the age of 17 I have worked as a Japanese interpreter and have created over 600 instructional videos in Japanese on YesJapan.com. The similarities in the Japanese and Korean languages gave me a great advantage when I began learning Korean. Teaching language for the last 15 years and then learning Korean from scratch from age 39 gave me a unique perspective

when crafting each page of Korean From Zero!. Viewers of my videos are aware of my lack of love for most books that are heavy on grammar terms and overly complicated example sentences. Furthermore, just because something has been taught one way for years, doesn't mean it can't be improved.

I created the Korean From Zero! series to be the book that I personally wish I had when I started learning Korean. If a grammar point brings up a question, then that question should be answered. You should NOT require a teacher to learn from this book. It's written for the independent student.

Reed Bullen

Reed learned Korean initially for his missionary work in South Korea. During his stay in Korea he lived in Daejeon and met hundreds of Koreans, volunteered for farm work, and worked with local Korean orphanages. After his mission he continued studying Korean. I first met Reed at a Korean language learning meetup in Las Vegas. We became friends and Reed spent many of those meetings patiently explaining to me the way Korean grammar worked. He had to have patience as I am relentless in my questions. One of Reed's best qualities, is that despite his knowledge of Korean, he isn't afraid to challenge what he knows. These books would absolutely not be possible with his tireless efforts.

Myunghee Ham

Myunghee is a Korean teacher at Seoul Korean Academy. She is also fluent in Japanese and has taught foreigners for over 8 years. Myunghee was added to the Korean From Zero! series after her amazing work on the 3rd revision of book 1. Myunghee has an amazing talent for breaking down a grammar point to its base points and not over-explaining. After I personally attended her classes in Korea, I knew she would be perfect for book 2 and beyond.

Jiyeon "Katie" Kim

Jiyeon grew up in Seoul and graduated from UNLV with a degree in hospitality management. I often communicated with Jiyeon during my initial Korean studies. Jiyeon was able to clear up my early confusion in some of the more difficult Korean grammar concepts. She was a natural choice to join the Korean From Zero! team and has been instrumental in designing the sentences and debating the grammar that make up this book. Jiyeon brings a special perspective that the other authors don't share since she learned English as a second language and isn't classically trained in teaching Korean. Jiyeon is currently also studying Chinese.

Jinhyun Park (Orville Johnson)

Orville was born in Korea and his first language is Korean. He shares a unique trait among the authors as being the only half Korean in the group of authors. He was raised in Korea and moved to America before speaking any English. Orville is also currently studying Japanese. For the last 4 years he has taught Korean at the largest Korean meetup in Las Vegas. His passion for teaching Korean shows in his weekly self created lessons at the meetup where hundreds of students have learned Korean over the years. Orville has shown a special type of rare dedication to teaching Korean as he spends hours developing lessons that he voluntarily teaches at the University of Las Vegas Korean meetup.

Summary of Authors

As you can see we are not a group of linguists or high level academics writing this series. We are a mix of teachers and language lovers who, more than anything, love teaching and learning languages. We hope our love of Korean will help you on your journey to Korean fluency. You can help with a book review!

Reviews help! Please visit any of the major book seller websites and post a review of Korean From Zero! We are fanatical about making the best books for students who don't have access to a Korean teacher. Your book reviews help make new books possible!.

Lesson 1: 20 Important Phrases

New Phrases

Here in the NEW PHRASES section you don't have to think about the grammar of each phrase. Simply memorize these phrases

Food Related Phrases

잘 먹겠습니다.

I will eat well.

This is said before eating.

잘 먹었습니다.

I ate well.

Said after eating.

맛있게 드세요.

Eat deliciously.

This is said to other people to wish them a delicious meal.

건배!

Cheers!

This means "dry glass". The idea is to drink until the glass is dry.

Acknowledgment Phrases

알겠습니다. / 알아요.

I have understood. / Got it.

When someone gives you information, you respond with this phrase.

당연하죠! / 당연하지요!

Of course! (without a doubt)

This is a strong way of saying "of course!" and shows strong agreement.

대단해요!

That's great!

Said after someone has told you some great news.

수고하셨습니다. / 수고하세요.

Great job.

This phrase acknowledges a person's hard work. It's said after a day of work or when a task or project ends.

Apologetic Phrases

미안해요.

I am sorry.

This is a casual way to say “sorry”.

죄송합니다.

I'm sorry. / I apologize.

Compared to 미안해요, this phrase is heavier in meaning.

Request Phrases

부탁 드립니다. / 부탁 드려요.

I humbly request.

This is how it sounds, a very humble way to request something.

잠시만 기다리십시오. / 잠시만 기다리세요.

Please wait a moment.

You might hear this. If you push the walk button at a crosswalk you will also hear this very polite phrase.

잠깐만요. / 잠시만요.

Just a moment.

Both of these phrases are normal level politeness.

Greeting Phrases

좋은 하루 되세요.

Have a good day.

좋은 밤 되세요.

Have a good evening.

안녕히 주무세요. / 잘 자요.

Sleep well. (politely) / Sleep well. (with friends)

돼지 꿈 꾸세요.

Dream of pig

It's considered good luck to dream of pigs, as pigs bring wealth. You will sometimes see pigs in the entrance way of business to promote profit.

Phrases of Congratulation

축하합니다.

Congratulations.

생일 축하합니다.

Happy birthday.

This phrase literally means, “Congratulations on your day of birth”.

새해 복 많이 받으세요.

Happy New Year.

The direct translation of this phrase is “Receive many blessings in the New Year”.

Lesson 2: Must Know Polite Forms

Grammar and Usage

It's easy to think that you can just always be polite or always use a certain level of politeness. When I first visited Korea, my goal was to only talk to people younger than me. This way I wouldn't have to learn the higher level forms. This, of course, doesn't work since OTHER people will say the polite forms to you, so you MUST learn them.

2-1. Why even learn anything polite or formal?

One of the most challenging parts of learning Korean is to determine which form to use among the many forms available. Many Korean learning materials err on the side of caution and focus on the higher level forms of politeness.

Unfortunately this leaves you unprepared to live in Korea, or talk naturally with your Korean friends. The majority of people reading this book are NOT learning Korean for business, and for this reason this series focuses on more everyday speaking styles.

However... even if you aren't learning for business, or will never be in a formal situation, you WILL need to learn higher forms because you will constantly hear them. Absolutely everytime you are in a coffee shop in Seoul, Busan, or even Daegu, you will be spoken to with respect at the register. Speaking with people for the first time will also always be polite Korean.

It will take experience to know the best TIMES, PLACES, and OCCASIONS ("TPO") for each of the forms. This chapter's main purpose is to remind you of what we briefly introduced in book 1 and to help you gain a better understanding of Korean speech levels.

2-2. Formal VS Polite VS Casual Korean

It's easy to mistakenly assume that "formal" Korean is the same as "respectful" Korean. But each style is used in different situations. Don't go crazy learning the following words, instead just remember the concepts they represent.

존댓말 Polite Speech

This is "polite speech" and you will use it the most. 요 form, used heavily in this series, is one of the most important forms. It's polite and friendly at the same time. It can really be considered "normal" Korean.

To make 요 form, you add 요 after any BASIC form (아/어/여) verb or adjective. To make questions you simply add a question mark and make it sound like a question with an upward tone.

Example Sentences

여섯 시에 도착할 거예요.

I will arrive at 6:00.

아침에 학교에 가요.

I go to school in the morning.

책을 많이 읽어요?

Do you read many books?

이것은 제 책이에요.

This is my book.

고양이가 있어요.

There is a cat. / I have a cat.

한국 여자들은 예뻐요.

Korean woman are pretty.

사람들이 많아요.

There are a lot of people.

버스를 타고 싶어요.

I want to take the bus.

술을 마시지 않아요.

I don't drink alcohol.

매운 음식을 먹어 봤어요.

I tried some spicy food.

Another form that is on the same level of politeness as the 요 form is the (으)습니다 form. This form FEELS more polite because it's used in more FORMAL situations.

If the verb / adjective STEM has a 받침 , then you add 습니다, and without a 받침 you attach ㅁ to the bottom of the STEM followed by 니다.

Formal Statement 습니다 WITH 받침	
1. remove 다	2. add 습니다
to do 읽다 →	읽습니다 [I will read. / I read.]
to be cold 춥다 →	춥습니다 [It's cold.]

Formal Statement (으)ㅁ니다 NO 받침		
1. remove 다	2. attach ㅁ	3. add ㅁ니다
to do 하다 →	합 →	합니다 [I will. / I do.]
to go 가다 →	갑 →	갑니다 [I will go. / I go.]

It's used when speaking to groups of people and has a more distant feeling to it. It's used in newspapers and news reports etc.

If you are in the Korean military, I have been told, that you will even be punched or hit if you answer in 요 form. This is because of the friendly nature of the 요 form.

The question form and statement form are different.

Formal Question (으)ㅁ니까 NO 받침		
1. remove 다	2. attach ㅁ	3. add ㅁ니까?
to do 하다 →	합 →	합니까? [Will/Do you do?]
to go 가다 →	갑 →	갑니까? [Will/Do you go?]

Formal Question 습니까 WITH 받침	
1. remove 다	2. add 습니까?
to read 읽다 →	읽습니까? [Will/Do you read?]
to be cold 춥다 →	춥습니까? [Are you cold?]

Let's look at the same sentences from the prior section in their formal forms.

Example Sentences

여섯 시에 도착할 겁니다.

I will arrive at 6:00.

아침에 학교에 갑니다.

I go to school in the morning.

책을 많이 읽습니까?

Do you read many books?

이것은 제 책입니다.

This is my book.

고양이가 있습니다.

There is a cat. / I have a cat.

한국 여자들은 예쁩니다.

Korean woman are pretty.

사람들이 많습니다.

There are a lot of people.

버스를 타고 싶습니다.

I want to take the bus.

술을 마시지 않습니다.

I don't drink alcohol.

매운 음식을 먹어 봤습니다.

I tried some spicy food.

반말 Casual Speech

반말 is "casual speech" in Korea. It's used with friends and people you are above in status. It should never be used to talk to people above you in status as it will be considered rude.

In most cases just removing 요 from the 요 form makes. 반말
Look at the examples of the same set of sentences in their 반말 form.

Example Sentences

여섯 시에 도착할 거야.

I will arrive at 6:00.

아침에 학교에 가.

I go to school in the morning.

책을 많이 읽어?

Do read many books?

이거 내 책이야.

This is my book.

고양이가 있어.

There is a cat. / I have a cat.

한국 여자들은 예뻐.

Korean woman are pretty.

사람들이 많아.

There are a lot of people.

버스를 타고 싶어.

I want to take the bus.

술을 마시지 않아.

I don't drink alcohol.

매운 음식을 먹어 봤어.

I tried some spicy food.

Lesson 3: Conjugation Basics

Grammar Review 문법 복습

Nothing is more important than a strong understanding of the fundamentals. We understand the desire to move fast when learning a language, but if you build on top of a shaky foundation, you won't have a strong base to learn higher level topics. The following were covered in Korean From Zero! Book 1.

3-1. The BASIC form conjugation rules for regulars

Depending on the context of the conversation, BASIC form can be future tense, present tense, or a command. This form is used in many Korean sentence patterns. It's just as important as the verb stem. The BASIC form of all Korean regular verbs and adjectives can be created using the rules below:

"BASIC" Form Rules		FOR REGULARS	
Remove 다. Choose from A, then if there is a 받침 (final consonant) do B, if not do C.			
case #	A Last vowel or character?	B HAS 받침	C NO 받침 Modify last vowel ONLY!
1	하		change 하 to 해
2	ㅏ ㅑ	add 아	combine ㅏ with vowel
3	ㅣ	add 어	change ㅣ to ㅓ
4	ㅓ ㅕ ㅗ ㅛ	add 어	combine ㅓ with vowel
5	ㅡ	add 어	If prior character has ㅓ or ㅕ (change ㅡ to ㅓ) OR change ㅡ to ㅓ
6	ㅓ ㅕ and others		add 어

Using the rules chart and some verbs you might not know, make sure you can make the BASIC form. Always remove the ㅏ from the verb before conjugating into the BASIC form.

인쇄하다 (to print)

- A) Last Hangeul: 하
NO 받침
- B) change to 해
BASIC Form: 인쇄해
Case used: 1

보여 주다 (to show)

- A) Last Vowel: ㅓ
NO 받침
- C) overlay ㅓ
BASIC Form: 보여 줘
Case used: 4

닫다 (to close)

- A) Last Vowel: ㅓ
HAS 받침
- C) add 아
BASIC Form: 닫아
Case used: 2

3-2. The BASIC form conjugation rules irregulars

The BASIC form for all irregular Korean verbs and adjectives can be made using the chart rules below. We haven't learned all irregulars yet so keep this chart handy for when new irregulars are introduced.

"BASIC" Form Rules		FOR IRREGULARS		
Remove 다. Choose from A, do B, then if final vowel is ㅓ or ㅕ do C, else do D.				
case #	A Irregular Type?	B Make changes	C ㅓ or ㅕ	D other vowel
7	ㄹ 리을 irregular			
8	ㄷ 디을 irregular	change ㅌ to ㄹ	add 아	add 어
9	ㅅ 시을 irregular	remove ㅅ		
10	ㅂ 비을 irregular	remove ㅂ	if ㅕ add 와 else add 워	
11	ㅎ 히을 irregular	remove ㅎ	combine ㅂ with vowel	
12	ㄹ 르 irregular	1. remove ㄹ 2. add ㄹ to bottom	add 라	add 러

Using the rules chart and some verbs you might not know, make sure you can make the BASIC form. Always remove the 다 from the verb before conjugating into the BASIC form.

(ㄹ irregular)

놀다 (to play)

- A) Type: ㄹ
- B) ---
- C) Last Vowel: ㅓ
Add 아
- BASIC Form: 놀아
Case used: 7

(ㄷ irregular)

걷다 (to walk)

- A) Type: ㄷ
- B) change ㄷ to ㄹ
- D) Last Vowel: ㅓ
Add 어
- BASIC Form: 걸어
Case used: 8

(ㅂ irregular)

곱다 (to be pretty)

- A) Type: ㅂ
- B) remove ㅂ
- D) Last Vowel: ㅓ
Add 어
- BASIC Form: 고와
Case used: 10

3-3. Verb tenses and patterns review

You should know how to make and use all of the verb patterns taught in the book 1 of this series. It's okay if you are missing or forgot a few, but we assume you won't be totally lost using them.

Example Sentences

매일 해요.

I do it everyday.

내일 해요.

I will do it tomorrow.

할 거예요.

I will do it.

했어요.

I did it.

하지 않아요.

I won't do it. / I don't do it.

하지 않았어요.

I didn't do it.

하지 않을 거예요.

I won't do it.

해 주세요.

Please do it.

해!

Do it!

해봐!

Try to do it!

할까요?

Shall we do it?

합시다. / 하자.

Let's do it.

하고 있어요.

I am doing it.

하고 있었어요.

I was doing it.

하고 있지 않아요.

I am not doing it.

하고 있지 않았어요.

I wasn't doing it.

하고 싶어요.

I want to do it.

하고 싶었어요.

I wanted to do it.

하고 싶지 않아요.

I don't want to do it.

하고 싶지 않았어요.

I didn't want to do it.

3-4. Directly modifying with adjectives

In book 1 you learned how to directly modify with adjectives. This allows you to say things like "pretty woman" etc. The simple rule is to attach **ㄴ** (if there is no 받침) or add **은/는** (if there is a 받침) to the adjective STEM.

Example Sentences

예쁜 여자

a pretty woman

큰 고양이

a large cat

작은 개
a small dog

긴 머리
long hair

짧은 치마
short skirt

재미있는 영화
an interesting movie

맛있는 음식
delicious food

Lesson 4: Particle Power

Grammar and Usage

The Grammar and Usage sections of each lesson give you the building blocks necessary to properly speak Korean. Make sure that you read and understand each section.

4-1. Particles and markers review

Particles, also called markers, come after a word to define its role in the sentence. They come after a word to mark that word in a way that affects how it's used in the sentence. Prior to using this book you should understand how to use these markers:

1. 은/는 topic marker

이것은 사과예요.

This is an apple.

사과는 과일입니다.

Apples are fruit.

2. 이/가 subject marker

짠 음식이 맛있어요.

Salty food tastes good.

저는 차가 없어요.

I don't have a car.

3. 을/를 object marker

치즈 피자를 정말 좋아해요.

I really like cheese pizza.

이 책을 별로 안 좋아해요.

I don't like this book that much.

4. 도 inclusion marker (also, too)

맛있는 것도 있어요.

There are also delicious things.

가족도 같이 갈 거예요.
My family is also going.

5. 에 location / time marker (in, on, at)

어디에 갔어요?

Where did you go?

제 집 옆에 가게가 있어요.

There is a store next to my house.

6. 부터 start time marker (from)

일은 아침부터 시작해요.

Work starts in the morning.

몇 월부터 한국에 있어요?

From what month are you in Korea?

7. 에서 from location

미국에서 왔어요.

I am from America.

오늘 일본에서 출발해요.

I depart from Japan today.

8. 에서 event location

편의점에서 샀어요.

I bought it at a convenience store.

집에서 잘 거예요.

I will sleep at my house.

9. (으)로 method marker

택시로 갈 거예요.

I will go by taxi.

이메일로 보냈어요.

I sent it by email.

눈으로 봤어요.

I saw it with my eyes.

10. 에게 / 한테 to person marker

친구한테 돈을 줬어요.

I gave money to a friend.

남자친구한테 떡을 줄 거예요.

I will give rice cakes to my boyfriend.

제 아버지에게 선물을 줬어요.

I gave a present to my father.

선생님에게 사과를 줬어요.

I gave an apple to my teacher.

11. 에게서 / 한테서 from person marker

선생님한테서 연필을 받았어요.

I got pencils from the teacher.

12. 에 대해(서) about marker

저는 차에 대해(서) 몰라요.

I don't know about cars.

할머니에 대해(서) 알고 싶어요.

I want to know about grandmother.

13. 하고 and / with marker

친구하고 먹었어요.

I ate with a friend.

저는 어제 책하고 펜을 샀어요.

Yesterday I bought a book and a pen.

14. 랑/이랑 and / with marker

수요일이랑 목요일이 좋아요.

Wednesday and Thursday are good.

박가영 씨랑 여행을 할 거예요.

I am going to take a trip with Gayoung Park.

15. 와/과 and / with marker

김치와 김밥을 좋아해요.

I like kimchi and gimbab.

귤과 바나나가 달아요.

Tangerines and bananas are sweet.

4-2. Particle Instincts

Particles / markers can be confusing to new students. There are a few "instincts" you can learn to make better choices about which particle to use.

Instinct 1 – When to use 이/가

When you are describing something using adjectives, or talking about the state of something then 이/가 subject marker is used. In other words then thing you are describing is marked with.

Example Sentences

버섯이 맛있다.

Mushrooms are delicious.

케이크가 달다.

Cake is sweet.

귤이 쓰다.

Tangerines are bitter.

차가 비싸다.

Car is expensive.

Instinct 2 – When to use 을/를

When someone does an action to something, then something is marked with 을/를. In other words, when something "receives" the action it's marked with.

Example Sentences

차를 사다.

Buy a car.

김밥을 먹다.

Eat gimbap.

주스를 마시다.
Drink juice.

영어를 하다.
Speak English.

엄마를 사랑하다.
Love my mother.

Instinct 3 – When to use 은/는

When introducing a new topic it's best to use 은/는. It's also used when you are putting stress on the subject, for example when comparing. You should avoid using 은/는 twice in a sentence, if you feel you need it twice it's safe to think the second time should be 이/가 .

Example Sentences

저는 미국 사람입니다.
I am American.

한국어는 어렵다.
Korean is hard. (compared to others)

선생님은 똑똑하다.
Teacher is smart.

지금은 뭐 할 거예요?
What will you do now? (opposed to other times)

4-3. Particle Shuffle

Look at how the meaning of sentences containing the same words can change just by switching the particles.

Sentences correctly using particles will have a ✓.
Sentences using the wrong particles will have an ✗.

Example Sentences

저 친구 식당 먹었어요. ✗
I friend restaurant ate.

저는 친구하고 식당에서 먹었어요. ✓
I ate with a friend at the restaurant.

저는 친구를 식당에서 먹었어요. ✗
I ate a friend at the restaurant.

저는 친구에서 식당을 먹었어요. ✗
At a friend I ate the restaurant.

저하고 친구를 식당은 먹었어요. ✗
With me the restaurant ate a friend.


저는 친구랑 식당에서 불고기를 먹었어요. ✓
I ate bulgogi with a friend at the restaurant.

저는 친구랑 식당에 갔어요. ✓
I went to a restaurant with a friend.

저는 친구랑 식당에서 갔어요. ✗
I went at a restaurant with a friend.





Lesson 5: Action Frequency

New Words





By clicking on the  button, you can hear how each word is pronounced. Also you can CLICK any word, sentence, or phrase to hear other Korean voices.

Korean	English	Word Type
New words		
 항상	always	noun
 자주	often	noun
 가끔	sometimes	noun
 전혀	never, not at all, totally, ever	noun
 운동	physical activity, exercise	noun
 싱가포르	Singapore	noun
 도시	city	noun
 기분	feelings, mood	noun
 접시	plate, dish	noun
 카페	cafe	noun
 아이폰	iPhone	noun

New adjectives

 따뜻하다	to be warm	regular
 깨끗하다	to be clean	regular
 더럽다	to be dirty	≡ irregular
 넓다	to be spacious, roomy, wide	regular

New verbs

 끝나다	to end	regular
 기다리다	to wait	regular
 돌아가다	to return, to go back	regular
 돌아오다	to return, to come back	regular

Grammar and Usage

The Grammar and Usage sections of each lesson give you the building blocks necessary to properly speak Korean. Make sure that you read and understand each section.

How the Grammar and Usage sections work

When a new verb and adjective is introduced in the "Grammar and Usage" section it will have a breakdown of information as follows.

A	B	C
● 5-2. 따뜻하다 (to be warm)		
D	TYPE 하다 adjective	E BASIC FORM 따뜻해
F	따뜻하다 can not only be used to mean "physical" warmth, but also mean the type of warmth associated with kindness, such as the heart.	

New Verb and Adjective Key	
A	Usage Reference Number
B	Korean Verb or Adjective
C	English Meaning
D	Verb or Adjective Type
E	Conjugated BASIC Form
F	Other related information / Particle usage

5-1. Changing the "frequency" verb

These are adverbs and ALWAYS come before any verb or verb phrase to change the frequency of the phrase.

항상 always	가끔 sometimes	+	verb or phrase
자주 often	전혀 never		

Example Sentences

저는 항상 10 시에 자요.

I always sleep at 10 o'clock.

저는 가끔 10 시에 자요.

I sometimes sleep at 10 o'clock.

저는 자주 10 시에 자요.

I often sleep at 10 o'clock.

저는 항상 한식을 먹어요.

I always eat Korean food.

저는 가끔 한식을 먹어요.

I sometimes eat Korean food.

저는 자주 한식을 먹어요.

I often eat Korean food.

In English we say "I never go" or "I never eat" using a pattern of "NEVER positive conjugation". However, in Korean 전혀 (never) must ALWAYS be used with a negative conjugation such as 안~, ~지 않다, 못~, ~지 못하다.

Example Sentences

저는 10 시에 전혀 안 자요.

I never sleep at 10 o'clock.

저는 10 시에 전혀 자지 않아요.

I never sleep at 10 o'clock.

저는 10 시에 전혀 못 자요.

I can't ever sleep at 10 o'clock.

저는 10 시에 전혀 자지 못해요.

I can't ever sleep at 10 o'clock.

저는 한식을 전혀 안 먹어요.

I never eat Korean food.

저는 한식을 전혀 먹지 않아요.

I never eat Korean food.

저는 한식을 전혀 못 먹어요.

I can't ever eat Korean food.

저는 한식을 전혀 먹지 못해요.
I can't ever eat Korean food.

If a verb is naturally negative, as opposed to conjugated into a negative form, like 없다 (to not exist), or 모르다 (to not know) it can be used with 전혀

Example Sentences

이 가게는 싼 것이 전혀 없어요.
This store doesn't have any cheap things at all.

중국어에 대해 전혀 몰라요.
I don't know anything about Chinese language.

Special Information 특별 정보

"Frequency words" sometimes have alternative versions.

항상 (always) can also be 늘 or 언제나. 가끔 (sometimes) can also be 가끔씩.

전혀 and 절대 both mean the same thing but 절대 is stronger in emotion and shows your intent. 전혀 is more "factual" such as "I never go", whereas 절대 is more definite such as "I will never go!".

5-2. 따뜻하다 (to be warm)

따뜻하다

TYPE

regular

BASIC FORM

따뜻해

따뜻하다 can be used to mean physical warmth, and also with emotional warmth such as in a "warm heart".

Example Sentences

캘리포니아 날씨가 따뜻해요.
California's weather is warm.

날씨가 따뜻해요. 그래서 공원에 가고 싶어요.
The weather is warm. So I want to go to the park.

따뜻한 우유를 한 잔 줄까요?
Shall I give you a glass of warm milk?

Example Conversation #1

KOREAN

A: 어떤 남자하고 결혼하고 싶어요?

B: 마음이 따뜻한 남자하고 결혼하고 싶어요.

ENGLISH

A: What type of man do you want to marry?

B: I want to marry a warm hearted man.

5-3. 깨끗하다 (to be clean)

깨끗하다

TYPE

regular

BASIC FORM

깨끗해

깨끗하다 is used to refer to the cleanliness of a room, car, or other objects. If a person is 깨끗하다 they have a good image or personality.

깨끗하다 doesn't mean "to clean". It just describes the state of being clean.

Example Sentences

제 방이 깨끗하지 않아요.

My room isn't clean.

제주도의 바다는 정말 깨끗해요.

Jeju Island's beaches are very clean.

싱가폴은 깨끗한 도시예요.

Singapore is a clean city.

5-4. 더럽다 (to be dirty)

더럽다

TYPE

≡ irregular

BASIC FORM

더러워

더럽다 is the opposite of being clean.

Example Sentences

이 접시가 더러워요.

This plate is dirty.

더러운 물을 마시지 마세요.

Don't drink dirty water.

제 딸의 방은 가끔 더러워요.

My daughter's room is sometimes dirty.

5-5. 끝나다 (to end)

끝나다

TYPE

regular

BASIC FORM

끝나

끝나다 is a "passive" verb. It cannot be used to say "I ended..." It's only used when the thing ending happens naturally or without direct interaction from the speaker.

Example Sentences

수업이 2 시에 끝납니다.

Class ends in 2 hours.

오늘은 회사일이 늦게 끝났어요.

Work today ended late today.

시험이 끝났어. 그래서 기분이 너무 좋아.

My test is over. So I'm in a very good mood.

Special Information 특별 정보

In English we can modify verbs to be active (I did it) or passive (It was done). Korean also has several ways to make verbs active or passive.

However, in some cases there are completely independent verbs to express active and passive. For example, 끝나다 (to be ended) is passive while 끝나다 (to end) is active. More on this later!.

5-6. 기다리다 (to wait)

기다리다

TYPE

regular

BASIC FORM

기다려

The item / person being waited for is marked with the object marker 을/를.

Example Sentences

남자친구가 회사 앞에서 저를 기다리고 있어요.

My boyfriend is waiting for me in front of the company.

내일 7 시에 카페에서 기다릴 거예요.

I'll wait for you at 7 o'clock at the cafe.

버스를 30 분 기다렸어. 하지만 아직 안 왔어.

I waited 30 minutes for the bus. However, it hasn't come yet.

5-7. 돌아가다 (to go back), 돌아오다 (to come back)

돌아가다

TYPE

regular

BASIC FORM

돌아가

돌아오다

TYPE

regular

BASIC FORM

돌아와

Both of these verbs are only used to return to a place where you once were. If the person speaking is NOT at the location 돌아가다 (to go back) is used. If the speaker IS at the location 돌아오다 (to come back) is used.

Example Sentences

언제 한국에 돌아와요?

When are you coming back to Korea?

내년에 미국에 돌아갈 거예요.

I will go back to America next year.

남편이 아직 집에 돌아오지 않았어요. 그래서 못 자요.

My husband hasn't come home yet. So I can't sleep.

언제 한국에 돌아가요?

When are you going back to Korea?

가족들이 미국에 돌아갔어요. 그래서 슬퍼요.

My family went back to America. So I am sad.

5-8. The power of 하다 (to do) verbs

하다 verbs are made by combining an activity with 하다 to make a verb. This is really handy if you want to make a verb on the fly.

For example, in this lesson we learned the word 운동 (exercise). By adding 하다 you now have the verb 운동하다 (to exercise). Officially the verb would also include the object marker 을/를 as in 운동을 하다 (to do exercise). However it's VERY often dropped.

Here are some examples of 하다 verbs made with words you already know.

5-9. Reverse engineering 하다 (to do) verbs

You can often reverse engineer a 하다 verb to gain a noun. For example 공부하다 (to study) without the 하다 is just 공부 (studies) and 연습하다 (to practice) because 연습 (practice). NOTE: This typically won't work with adjectives.

Here are some nouns "extracted" from 하다 verbs that you already know.

5-10. 넓다 (to be spacious, roomy, wide)

넓다

TYPE

regular

BASIC FORM

넓어

넓다 is interesting because so many adjectives with ㅁ in them are irregular. 넓다 is a regular so you just use the standard BASIC form.

Example Sentences

우리 집은 진짜 넓어요.
Our house is really spacious.

이 길은 넓지 않아요.
This street isn't wide.

Question and Answer

Each question is presented with several potential answers. To test your pronunciation, try to say each question and answer out loud before you click the sound button.

1

KOREAN Q: 언제 회사일이 끝나요?
A: 오늘은 늦게 회사일이 끝나요.
A: 저는 항상 6 시에 끝나요.
A: 새벽까지 끝나지 않을 거예요.

Q: When will your work end?

ENGLISH A: Today work will end late.
A: Normally I end at 6 o'clock.
A: It won't end until dawn.

2

KOREAN Q: 여자친구의 방은 깨끗해요?
A: 아니요. 진짜 더러워요.
A: 네. 항상 깨끗해요.

ENGLISH Q: Is your girlfriend's room clean?
A: No, it's really dirty.
A: Yes, it's always clean.

3

KOREAN

Q: 지금 뭐해요?

A: 여자친구를 기다려요.

A: 집에 돌아가고 있어요.

ENGLISH

Q: What are you doing now?

A: I am waiting for my girlfriend.

A: I am returning home.

4

KOREAN

Q: 요즘 날씨가 어때요?

A: 자주 비가 와요.

A: 오후에는 항상 따뜻해요.

A: 요즘 날씨가 너무 좋아요. 하지만 가끔 비가 와요.

ENGLISH

Q: How is the weather these days?

A: It often rains.

A: In the afternoon it's always warm.

A: Recently the weather is really good. However, sometimes it rains.

5

KOREAN

Q: 올해 여행을 갔어요?

A: 아니요. 시간이 없었어요.

A: 네. 가족이랑 싱가포르 여행을 갔었어요.

ENGLISH

Q: Did you go on a trip this year?

A: No. I don't have time.

A: Yes. I took a trip to Singapore with my family.

Additional Vocabulary


Vocabulary is very important to attaining fluency in Korean. The more words you know, the closer you will be to fluency!















Group A: Body 몸

▶ 목	neck, throat	noun
▶ 무릎	knee	noun
▶ 어깨	shoulder	noun
▶ 등	back	noun
▶ 허리	waist, lower back	noun
▶ 팔꿈치	elbow	noun
▶ 발뒤꿈치	heel	noun
▶ 손목	wrist	noun
▶ 손톱	finger nails	noun
▶ 발톱	toe nails	noun
▶ 입술	lips	noun
▶ 엉덩이	buttocks	noun

Lesson 6: Cause and Effect

New Words

By clicking on the  button, you can hear how each word is pronounced. Also you can CLICK any word, sentence, or phrase to hear other Korean voices.

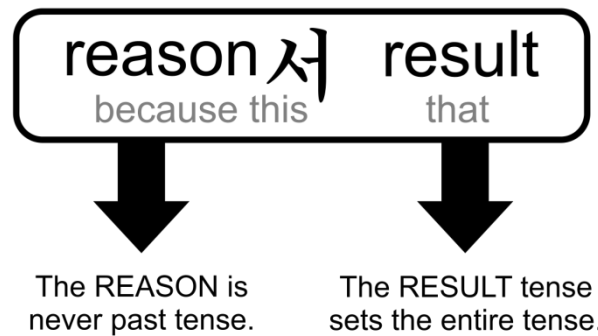
Korean	English	Word Type
New words		
 요즘	these days, recently	noun
 액정	screen (LCD)	noun
 규칙	rule	noun
 자켓	jacket	noun
 한국말 	Korean language	noun
 인형	a doll	noun
 문자	letters, text (message)	noun
New adjectives		
 졸리다	to be sleepy	regular
 피곤하다	to be tired, to be tiring	하다
 힘들다	to be exhausted, rough	ㄹ irregular
New verbs		
 깨다	to break, to shatter	regular
 깨지다	to become broken / shattered	regular
 만들다	to make	ㄹ irregular

Grammar and Usage

The Grammar and Usage sections of each lesson give you the building blocks necessary to properly speak Korean. Make sure that you read and understand each section.

6-1. VERB / ADJECTIVE + 서 (because verb / adjective~)

This form acts as a connector between two sentences. The first sentence is the REASON and the second sentence is the RESULT.



Example Sentences

돈이 없어서...

Because I have no money...

사람들이 많아서...

Because there are many people...

아침을 먹어서...

Because I ate breakfast...

날씨가 추워서...

Because the weather is cold...

벌써 선물을 사서...

Because I already bought a present...

It's really important to understand, that the final verb (result) determines the tense of the entire statement. Let's look and see how the final verb changes the entire translation. The first verb (reason) can ONLY be BASIC form.

Example Sentences

돈이 없어서 못 가요.

Because I have no money I can't go.

돈이 없어서 못 갔어요.

Because I had no money I couldn't go.

돈이 없어서 가고 싶지 않아요.

Because I have no money I don't want to go.

Another rule is that the RESULT can never be a command or suggestion.



The RESULT can never be a command or suggestion.

Keeping the rules in mind let's look at some sentences.

Example Sentences

돈이 없어서 여행을 할 수 없어요.

Because I have no money, I can't go on a trip.

사람들이 많아서 이 식당은 시끄러워요.

Because there are many people, this restaurant is loud.

아침을 많이 먹어서 지금 배고프지 않아요.

Because I ate too much breakfast, I'm not hungry now.

날씨가 추워서 자켓이 필요해요.

Because the weather is cold, I need a jacket.

매일 한국말을 공부해서 한국말을 잘해요.

I'm good at Korean, since I study Korean everyday.

선물을 벌써 사서 케이크를 사고 싶지 않아요.

Because I already bought a present, I don't want to buy the cake.

요즘 바빠서 점심을 잘 먹지 못했어요.

Recently I've been busy, so I haven't been able to eat lunch well.

수영을 못해서 수영장에 가고 싶지 않아요.

I can't swim so I don't want to go to the pool.

6-2. NOUN + 서 (because noun~)

The Korean "be verbs" 이다 (is, am, are) and 아니다 (isn't, am not, aren't) are change to the "because" using the following pattern.

이다	
because it's a (noun)	
no 받침	noun라서
with 받침	noun이라서

아니다	
because it's NOT a (noun)	
no 받침	noun가 아니라서
with 받침	noun이 아니라서

Example Sentences

저는 학생이어서 숙제가 많아요.

Because I'm a student, I have a lot of homework.

우리는 친구라서 키스를 못 해요.

Because we are friends we can't kiss.

여름이어서 날씨가 더워요.

Because it's summer it's hot.

21 살이 아니라서 술을 못 마셔요.

Because I am not 21 I can't drink alcohol.

여기는 큰 도시가 아니라서 지하철이 없어요.

Because this place isn't a big city, there isn't a subway.

6-3. Doing something for someone ~BASIC + 주다

When someone does something for you or you for them, the benefit of the action is "given". In English often "for" or "to" are added to the sentence when ~주다 is used. Add 주다 (to give) after the BASIC form of any verb.

<p>BASIC + 주다 to do verb for someone</p>

Here are just a few examples of new verbs that can be made.

Important Point #1

주다 is used for "giving" to someone, and also for when someone "gives" to you. That means that the BASIC 주다 pattern can be used to say "I did it for them" or "They did it for me".

A friend didn't have money...

빵을 사 줬어요.

I bought bread for them.

You didn't have money...

빵을 사 줬어요.

They bought bread for me.

Important Point #2

Adding ~주다 to a sentence creates the feeling that "a favor was done".

Look at how the nuance changes in the following similar sentences.

Example Sentences

친구가 저를 기다렸어요.

My friend waited.

친구가 저를 기다려 줬어요.

My friend waited for me.

저는 선물을 샀어요.

I bought a gift.

저는 선물을 사 줬어요.

I bought a gift for them.

Important Point #3

The BASIC form of 주다 is 줘. It's also commonly spread out to be 주어. That means that the past tense for 주다 can be 줬어 and 주었어.

You can apply all the conjugation patterns you know to the new "combo" verbs. Let's practice first just using 해 주다 (to do for someone).

Example Sentences

친구가 해 주었어요.

My friend did it for me.

친구가 해 줄 거예요.

My friend will do it for me.

친구가 해 주고 싶어했어요.

My friend wanted to do it for me.

친구가 해 주지 않았어요.

My friend didn't do it for me.

The person that is receiving the benefit of the action is marked with 에게 or 한테. Now let's mix in some other verbs into the examples.

Example Sentences

친구가 저에게 편지를 써 줬어요.

My friend wrote a letter to me.

여자 친구가 저에게 선물을 사 주었어요.

My girlfriend bought a present for me.

선생님이 학생들에게 한국어를 가르쳐 줬어요.

The teacher taught Korean to the students.

우리 아버지는 다섯 시까지 우리를 기다려 주었어요.

Our Father waited for us until 5 o'clock.

여동생이 항상 제 생일에 전화를 해 주어요.

My younger sister always calls me on my birthday.

저는 친구에게 재미있는 책을 사 줬어요.

I bought an interesting book for my friend.

6-4. 졸리다 (to be sleepy)

졸리다

TYPE

regular

BASIC FORM

졸려

졸리다 simply means you are "sleepy" regardless of how much sleep you got or how exhausted a task made you feel.

Example Sentences

밥을 많이 먹어서 졸려요.
I ate too much so now I'm sleepy.

커피를 많이 마셔서 졸리지 않아요.
I drank lots of coffee so now I'm not sleepy.

너무 졸려서 공부를 할 수 없어요.
I can't study because I'm so sleepy.

6-5. 힘들다 (to be strenuous, hard, in a rough situation)

힘들다

TYPE

≡ irregular

BASIC FORM

힘들어

The base of 힘들다 comes from 힘 which means "power". The nuance is that you have used all your power. 힘들다 describes both PHYSICAL exhaustion or strain, and MENTAL strain.

Example Sentences

아침부터 밤까지 일만 해서 너무 힘들어요.
From morning to night all I did was work, so I'm drained.

힘들어서 운동을 할 수 없어요.
I exhausted so I can't exercise.

요즘 안 바빠서 힘들지 않아요.
These days I'm not busy, so I'm not exhausted.

숙제가 어려워서 힘들어요.
I'm exhausted since my homework is so hard.

Example Conversation #1

KOREAN
A: 그 일 제가 해 줄까요?
B: 아니요, 별로 힘들지 않아요.

ENGLISH
A: Shall I do this work for you?
B: No, it's not that strenuous.

6-6. 피곤하다 (to be tired, exhausted)

피곤하다

TYPE

하다

BASIC FORM

피곤해

피곤하다 means "to be tired" in the classic sense that you didn't get enough sleep. 피곤하다 is used to describe the PHYSICAL state of your body.

Example Sentences

피곤해요?

Are you tired?

오늘 일이 너무 많아서 피곤해요.

Since I had so much work today, I am exhausted.

어제 피곤해서 숙제를 못 했어요.

Since I was tired yesterday, I couldn't do my homework.

Special Information 특별 정보

피곤하다 and 힘들다 are used at different times even though sometimes the English definition overlaps. 피곤하다 is used expressly for being "tired" due to lack of sleep or going a long time without sleep. 힘들다 is used after a difficult physical or mental task. You don't need to be "tired" to use. 힘들다 If you are simply tired, then using 피곤하다 is best. If you are "tired" or "exhausted" due to a difficult task, then 힘들다 is best.

6-7. 깨다 (to break, to shatter)

깨다

TYPE

regular

BASIC FORM

깨

Since this is an action verb, the shattered item is marked with marker 을/를.

Example Sentences

동생이 컵을 깬어요.

My younger brother broke a cup.

아이폰의 액정을 깬어요.

I broke my iPhone's screen.

할머니의 안경을 깼어요.

I broke my grandmother's glasses.

Special Information 특별 정보

In the prior section we used 아이폰의 액정 to say "iPhone's screen". In Korean 의 is used to show possession and also to make a noun into a directly modifier. However, it's very commonly dropped from items are considered a single unit or commonly said together. For example, we could have used just 아이폰 액정 to say "iPhone screen" and dropped the 의 since an iPhone screen is a commonly known item.

6-8. 깨지다 (to be broken, to be shattered)

깨지다

TYPE

regular

BASIC FORM

깨져

Whereas 깨다 is an action verb that is used to say "who" broke something. 깨지다 is used to show the "state" of an item. The item that is broke is marked with subject marker 이/가.

Example Sentences

계란이 깨졌어요.

The egg is broken.

아이폰 액정이 깨졌어요.

The iPhone screen is broken.

Example Conversation #1

KOREAN A: 선생님, 창문이 깨졌어요.

B: 누가 창문을 깼어요?

A: 준호가 창문을 깼어요.

ENGLISH A: Teacher, the window is broken.

B: Who broke the window?

A: Junho broke the window.

Special Information 특별 정보

깨다 and 깨지다 are not used to say a machine broke. These verbs are more commonly used for items that shatter such as glass and eggs etc. Later you will learn over verbs that mean "broken".

6-9. 만들다 (to make)

만들다

TYPE

≡ irregular

BASIC FORM

만들러

The item being made is marked with marker 을/를.

Example Sentences

학교에서 인형을 만들었어요.

My younger brother made a cup.

엄마는 아침에 우리를 위해서 빵을 만들어 줄 거예요.

Mother will make bread for us in the morning.

친구에게 귀여운 것을 만들어 주고 싶어요.

I want to make a cute thing for my friend.

Special Information 특별 정보

≡ irregular verbs have special rules when conjugating into certain forms. So far, every form we have learned for ≡ irregulars follow the standard "regular" rules. In the next lesson we will see a special case for them.

Question and Answer

Each question is presented with several potential answers. To test your pronunciation, try to say each question and answer out loud before you click the sound button.

1

KOREAN Q: 파티에 안 갔어요?

A: 네. 너무 피곤해서 안 갔어요.

A: 아니요. 남자친구와 함께 갔어요.

A: 네. 숙제가 많아서 안갔어요.

Q: You didn't go to the party.

ENGLISH A: Yes. I didn't go because I was too tired.

ENGLISH A: No. I went together with my boyfriend.

A: Yes. I didn't go because I had a lot of homework.

2

KOREAN Q: 너 지금 졸려?

KOREAN A: 아니. 전혀 졸리지 않아.

KOREAN A: 응. 커피를 안 마셔서 너무 졸려.

ENGLISH Q: Are you sleepy now?

ENGLISH A: No. I'm not sleepy at all.

ENGLISH A: Yes. I am very sleepy because I didn't drink coffee.

3

KOREAN Q: 오늘 기분이 어때요?

KOREAN A: 시험이 끝나서 기분이 좋아요.

KOREAN A: 몸이 아파서 기분이 안 좋아요.

ENGLISH Q: How do you feel today?

ENGLISH A: I feel good because the test is over.

ENGLISH A: I don't feel good because my body hurts.

4

KOREAN Q: 어제 생일파티를 했어요?

KOREAN A: 네. 친구가 해 주었어요.

KOREAN A: 아니요. 친구가 해 주지 않았어요.

KOREAN A: 아니요. 하지만 부모님이 선물을 사 줬어요.

ENGLISH Q: Did you do a birthday party yesterday?

ENGLISH A: Yes. My friend did it for me.

A: No. My friends didn't do it for me.

A: No. However, my parents bought a gift for me.

5

KOREAN

Q: 저녁에 같이 공부하고 싶어요?

A: 아니요. 요즘 저녁에 운동을 해요.

A: 네. 카페에서 이따가 만납시다.

ENGLISH

Q: Do you want to study together in the evening?

A: No. Recently I exercise in the evening.

A: Yes. Let's meet later at the café.

Additional Vocabulary


Vocabulary is very important to attaining fluency in Korean. The more words you know, the closer you will be to fluency!










Group B: Animals 동물

▶ 학	crane	noun
▶ 사자	lion	noun
▶ 기린	giraffe	noun
▶ 올빼미	owl	noun
▶ 돌고래	dolphin	noun
▶ 고래	whale	noun
▶ 늑대	wolf	noun
▶ 소	cow	noun
▶ 앵무새	parrot	noun
▶ 여우	fox	noun
▶ 동물원	zoo	noun

Lesson 7: Introduction to Adverbs

New Words

By clicking on the  button, you can hear how each word is pronounced. Also you can CLICK any word, sentence, or phrase to hear other Korean voices.

Korean	English	Word Type
New words		
 왜	why?	question word
 가수	singer	noun
 얼음	ice	noun
 근육	muscles	noun
 번데기	silkworm	noun
 나비	butterfly	noun
New verbs		
 되다	to become	regular
 달리다	to run	regular
 운전하다	to drive	하다

Grammar and Usage

The Grammar and Usage sections of each lesson give you the building blocks necessary to properly speak Korean. Make sure that you read and understand each section.

7-1. What is an adverb?

An adverb is a word that modifies an adjective or verb by changing the, manner, place, time, degree, or frequency, of the adjective or verb.

Example Sentences

빨리 가요. (manner)

Go quickly.

멀리 가요. (place)

Go far away.

일찍 가요. (time)

Go early.

조금 가요. (degree)

Go a little.

가끔 가요. (frequency)

Go sometimes.

Korean adverbs must ALWAYS come BEFORE the verb or verb phrase. In English you can say, "I quickly ran" or "I ran quickly", however in Korean, the adverb is always first and it must be 빨리 달렸어요 (I quickly ran).

7-2. 20 powerful and useful adverbs

Adverbs are the "spice" of any language. The flavor of the sentence can completely shift just by adding any of these adverbs.

Adverb		Usage Example
항상	always	항상 10 시에 일어나요. Always wake at 10:00.
자주	often	자주 10 시에 일어나요. Often wake at 10:00.
가끔	sometimes	가끔 10 시에 일어나요. Sometimes wake at 10:00.
보통	normally	보통 10 시에 일어나요. Normally wake at 10:00.
절대로	never ever	절대로 10 시에 안 일어나요. Never wake at 10:00.
갑자기	suddenly	갑자기 10 시에 일어났어요. Suddenly woke at 10:00.
완전히	completely	책을 완전히 읽었어요. Completely read the book.
조금,	a little	책을 조금 읽었어요.

좀		Read the book a little.
꼭	definitely	책을 꼭 읽을 거예요. Will definitely read the book.
다	all	친구들은 다 왔어요. All friends came.
많이	a lot, many	친구들은 많이 왔어요. Many friends came.
약간	slightly	약간 재미있어요. Slightly interesting.
점점	gradually	점점 재미있어졌어요. Gradually getting interesting.
이미	already	이미 잤어요. Already slept.
별로	not much	별로 안 잤어요. Did not sleep much. (use with neg.)
아직	not yet	아직 안 잤어요. Have not yet slept.
빨리	quickly, right away	빨리 걸었어요. Quickly walked.
천천히	slowly	천천히 걸었어요. Slowly walked.
조용히	quietly	조용히 걸었어요. Quietly walked.
거의	almost~	거의 매일 걸었어요. Walked almost everyday.

7-3. More and Most (더~ and 제일~)

These are just adverbs really, but they have such a huge impact on the word they are modifying we decided to give them a special section.

Adjective Modifiers	
Korean	English
더~	more~, ~er

제일~ most~, ~est

Adding 더 or 제일 in front of ANY adjective is like adding "er" or "est" respectively to the end of the adjective.

~er	~est
더 크다 bigger	제일 크다 biggest
더 달다 sweeter	제일 달다 sweetest
더 춥다 colder	제일 춥다 coldest
더 예쁘다 prettier	제일 예쁘다 prettiest
더 작다 smaller	제일 작다 smallest
더 짜다 saltier	제일 짜다 saltiest
더 덥다 hotter	제일 덥다 hottest
더 깨끗하다 cleaner	제일 깨끗하다 cleanest

When it makes sense in English you can simple use 더 as "more" and 제일 as "most".

more~	most~
더 필요하다 need more	제일 필요하다 need most
더 재미있다 more interesting	제일 재미있다 most interesting
더 아프다 hurts more	제일 아프다 hurts most

더 어렵다 more difficult	제일 어렵다 most difficult
더 다르다 more different	제일 다르다 most different
더 맛있다 more delicious	제일 맛있다 most delicious

Example Sentences

이 차가 제일 빨라요.

This car is the fastest.

이 차가 더 빨라요.

This car is faster.

저 사과가 제일 싸요.

That apple is the cheapest.

저 사과가 더 싸요.

That apple is cheaper.

7-4. Becoming cold, expensive etc. (~지다)

Using ~지다 you can show that something has changed from one state to another. ~지다 follows the BASIC form of the adjective.

Structure (adjective BASIC form) 지다

to become (adjective)

Examples

크다 (big)

커지다 (to get big)

비싸다 (expensive)

비싸지다 (to become expensive)

춥다 (cold)

추워지다 (to get cold)

덥다 (hot)

더워지다 (to get hot)

예쁘다 (pretty)

예뻐지다 (to become pretty)

Once you have created the new adjective, now you can conjugate it using all of the prior patterns and tenses you have learned.

Example Sentences

근육이 커졌어요.

Muscles got big.

컴퓨터가 비싸질 거예요.

Computers will become expensive.

오늘은 추워질 거예요.

Today will get cold.

여름에는 날씨가 더워져요.

In summer, it gets hot.

7-5. -만 (only-)

만 is added after nouns and counter words to say things such as 개만 (only a dog) or 3명만 (only 3 people) etc.

Example Sentences

어제 5 시간만 잤어요.

I slept only 5 hours yesterday.

맥주 3 병만 마시자.

Let's drink only 3 bottles of beer.

저는 야채만 먹어요.

I only eat vegetables.

조금만 먹었어요.

I only at a little.

고양이가 한 마리만 있어요.

There is only one cat.

영어만 할 수 있어요.
I can only speak English.

Example Conversation #1

KOREAN A: 준호 씨, 영어를 할 수 있어요?
B: 아니요, 한국어만 할 수 있어요.

ENGLISH A: Junho, can you speak English?
B: No, I can only speak Korean.

7-6. 되다 (to become)

되다

TYPE

regular

BASIC FORM

되

The result that the topic "becomes" is marked with subject marker 이/가. You have learned that words and their markers can be moved around.

Example Sentences

식당에서 김밥을 먹었어요.
At the restaurant, I ate gimbap.

김밥을 식당에서 먹었어요.
I ate gimbap at the restaurant.

되다 (to become) is an exception to the "order can change" rule. The CLOSEST noun to 되다 is ALWAYS what the topic becomes.

The item positioned closest to 되다 is always the RESULT.

topic 은/는 **result** 이/가 **되다**
topic becomes result

Example Sentences

저는 선생님이 되고 싶어요.
I want to become a teacher.

물은 얼음이 됐어요.

Water became ice.

우리는 친구가 됐어요.

We became friends.

번데기는 나비가 될 거예요.

The larva will become a butterfly

7-7. 왜 (why?)

The answer to "why?" is always a reason. You can answer a "why" question with 그래서 (because...) or the previously learned BASIC 서 pattern.

Example Conversation #1

KOREAN

ENGLISH

Example Conversation #1

KOREAN

ENGLISH

7-8. 달리다 (to run)

달리다

TYPE

regular

BASIC FORM

달려

Example Sentences

늦게 일어나서 학교까지 빨리 달렸어요.

Because I woke up late, I ran fast all the way to school.

우리 학교에서 김준호 씨가 제일 빨리 달릴 수 있어요.

At our school Junho Kim can run the fastest.

길에서 달리지 마세요.

Don't run in the street.

발이 아파서 잘 못 달려요.

Because my legs hurt, I can't run so well.

강아지가 아침에 많이 달렸어요.

In the morning the puppy ran a lot.

7-9. (으) form

In this series, we have introduced grammar patterns such as *BASIC something* and *STEM something*. From this point forward we will introduce *(으) something* patterns. *(으) form* for regular verbs is easy, but some irregular verbs and adjectives have special change rules.

(으) Form Rules		ALL VERBS and ADJECTIVES			
Remove 다. Choose verb type, make changes in B then do C.					
A	Verb Type?	B	Make changes	C	Add 으 / 우 or nothing
R	regular	no change		if has 받침 add 으 if NO 받침 add nothing	
ㄹ	리을 irregular	remove ㄹ		add nothing *	
ㄷ	디을 irregular	change ㄷ to ㄹ		add 으	
ㅅ	시을 irregular	remove ㅅ		add 으	
ㅂ	비을 irregular	remove ㅂ		add 우	
ㅎ	히을 irregular	remove ㅎ		add nothing	
ㄹ	르 irregular	no change		add nothing	

* ㄹ exception: In some grammar structures the ㄹ is not removed.

Example change into 으 form			
English	Korean	Type	(으) form
to go	가다	regular	-> 가~
to eat	먹다	regular	-> 먹으~
to do	하다	하다	-> 하~

to sell	팔다	ㄹ irregular	->	팔~
to listen	듣다	ㄷ irregular	->	듣으~
to build	짓다	ㅈ irregular	->	지으
to be cold	춡다	ㅃ irregular	->	추우~
to be red	빨갈다	ㅎ irregular	->	빨가~
to not know	모르다	ㄹ irregular	->	모르~

7-10. Polite command form ~(으)세요

If you want to tell someone to do something, ~(으)세요 is a very polite way to do it. This is handy for telling a taxi driver where to go kindly or telling an acquaintance what to do. Use the (으) from from section 7-9 세요.

Polite Command Form ~(으)세요		
the rule	the verb	command
without 받침 STEM + 세요	하다 to do	→ 하세요 do it
with 받침 STEM + 으세요	찾다 to find	→ 찾으세요 find it

NOTE: In book 1 we learned BASIC 주세요 means "please do" etc. This is VERY similar to STEM (으)세요 however the main difference being that BASIC 주세요 is a request and STEM (으)세요 is a command.

Example Sentences

찾아 주세요.

Please find it.

찾으세요.

Find it.

NOTE: Both of the statements above are the same level of politeness.

Example Sentences

빨리 돌아오세요.
Come back quickly.

천천히 읽으세요.
Read slowly.

김밥을 만드세요.
Make gimbap.

5 분만 기다리세요.
Please wait just 5 minutes.

7-11. (으)세요 future, present tense

It's common to use ~(으)세요 as a very polite command as taught in section 7-10, but also ~(으)세요 can be used just like the BASIC for does, but in a much more polite way.

NOTE: ≡ irregulars for (으)세요 grammar just do not follow the (으) form rules but instead you must remove the ≡ then add 세요.

Friendly polite	High level polite
공부해요? Are you studying?	공부하세요? Are you studying?
알아요? Do you know?	아세요? Do you know?
가요? Will you go?	가세요? Will you go?

NOTE: Since (으)세요 is a high polite form you should NEVER use it when referring to yourself.

7-12. 운전하다 (to drive)

운전하다

TYPE

하다

BASIC FORM

운전해

The vehicle that you are driving is marked with 을/를.

Example Sentences

운전을 할 수 있어요?

Can you drive?

미국에서 몇 살부터 운전했어요?

From what age do you drive in America?

여기는 경찰이 많아서 천천히 운전할 거예요.

I will drive slowly because there are a lot of police here.

Question and Answer

Each question is presented with several potential answers. To test your pronunciation, try to say each question and answer out loud before you click the sound button.

1

KOREAN Q: 아침밥을 먹었어요?

A: 네. 저는 항상 아침밥을 먹어요.

A: 아니요. 보통 아침밥을 먹지 않아요.

A: 네. 아침에 자주 김밥을 먹어요.

Q: Did you eat your breakfast?

ENGLISH A: Yes. I always eat breakfast.

A: No. Normally I don't eat breakfast.

A: Yes. In the morning I often eat gimbap.

2

KOREAN Q: 왜 새로운 컴퓨터를 샀어요?

A: 제일 빠른 컴퓨터가 필요했어요.

A: 더 조용한 컴퓨터를 사고 싶었어요.

ENGLISH Q: Why did you buy a new computer?

A: I needed the fastest computer.

A: I wanted to buy a quieter computer.

3

KOREAN Q: 어제 여자친구를 만났어요?

A: 네. 여자친구가 더 예뻐져서 기분이 좋았어요.

A: 아니요. 돈이 별로 없어서 안 만났어요.

ENGLISH

Q: Did you meet your girlfriend yesterday?

A: Yes. I felt really good because my girlfriend got prettier.

A: No. I didn't meet her because I don't have so much money.

4

KOREAN

Q: 주말에 술을 많이 마셨어요?

A: 한 병만 마셨어요.

A: 조금만 마셨어요.

A: 거의 안 마셨어요.

ENGLISH

Q: Did you drink a lot of alcohol on the weekend?

A: I drank just one bottle.

A: I drank just a little.

A: I didn't drink almost anything.

5

KOREAN

Q: 어떤 차를 사고 싶으세요?

A: 제일 싼 차를 사고 싶어요.

A: 운전을 잘 못 해서 좀 작은 차를 사고 싶어요.

ENGLISH

Q: What type of car do you want to buy?

A: I want to buy the cheapest car.

A: Because I can't drive well, I want to buy a small car.

Additional Vocabulary


Vocabulary is very important to attaining fluency in Korean. The more words you know, the closer you will be to fluency!























Group C: Nature 자연

▶ 번개	lightning	noun
▶ 천둥	thunder	noun
▶ 구름	clouds	noun
▶ 개울(가)	stream	noun
▶ 일몰	sunset	noun
▶ 일출	sunrise	noun
▶ 숲	forest	noun
▶ 봄	spring	noun
▶ 여름	summer	noun
▶ 가을	fall, autumn	noun
▶ 겨울	winter	noun

Lesson 8: Counting Time

New Words

By clicking on the  button, you can hear how each word is pronounced.

Korean	English	Word Type
New words		
 얼마나	how many, how much	question word
 감옥	prison	noun
 캘리포니아	California	noun
 대도시	big city, metropolis	noun
 오랫동안	for a long time	noun
 무릎	knee	noun
 사촌	cousin	noun
 ~동안	period of time	noun
 ~쯤	around~	noun
 ~정도	about~	noun
New counters		
 ~시간	hours	noun
 ~분	minutes	noun
 ~일	days	noun
 ~주	weeks	noun
 ~달	months (Korean)	noun
 ~개월	months (Chinese)	noun
 ~년	years	noun
 ~번	times	noun
New verbs		
 걸리다	to take time	regular
 살다	to live	≅ irregular
 빌리다	to loan, to borrow, to rent	regular
 쉬다	to take a break, rest	regular

Grammar and Usage

8-1. Time related counters

Let's look at some time related counters. Depending on the time span the number system used is different. We will start with counters that use the Korean based numbers.

Time Counters (with Korean based numbers)		
hours 시간	months 달	times 번
한 시간 1 hour	한 달 1 month	한 번 1 time
두 시간 2 hours	두 달 2 months	두 번 2 times
세 시간 3 hours	세 달 3 months	세 번 3 times
네 시간 4 hours	네 달 4 months	네 번 4 times
다섯 시간 5 hours	다섯 달 5 months	다섯 번 5 times
여섯 시간 6 hours	여섯 달 6 months	여섯 번 6 times
일곱 시간 7 hours	일곱 달 7 months	일곱 번 7 times
여덟 시간 8 hours	여덟 달 8 months	여덟 번 8 times
아홉 시간 9 hours	아홉 달 9 months	아홉 번 9 times
열 시간 10 hours	열 달 10 months	열 번 10 times
열한 시간 11 hours	열한 달 11 months	열한 번 11 times
열두 시간 12 hours	열두 달 12 months	열두 번 12 times
몇 시간? How many hours?	몇 달? How many months?	몇 번? How many times?

Numbers up to 100 and beyond

The pattern for the numbers continue up to 99. If you need to go higher than 99 then you will use the Chinese–Korean number system.

NOTE: If something is open 24 hours, then it's common to say 이십사 시간 and not 스물네 시간.

Time Counters (with Chinese based numbers)		
minutes 분	days 일	weeks 주
일 분 1 minute	일 일 1st	일 주 1 week
이 분 2 minutes	이 일 2nd	이 주 2 weeks
삼 분 3 minutes	삼 일 3rd	삼 주 3 weeks
사 분 4 minutes	사 일 4th	사 주 4 weeks
오 분 5 minutes	오 일 5th	오 주 5 weeks
육 분 6 minutes	육 일 6th	육 주 6 weeks
칠 분 7 minutes	칠 일 7th	칠 주 7 weeks
팔 분 8 minutes	팔 일 8th	팔 주 8 weeks
구 분 9 minutes	구 일 9th	구 주 9 weeks
십 분 10 minutes	십 일 10th	십 주 10 weeks
십일 분 11 minutes	십일 일 11th	십일 주 11 weeks
십이 분 12 minutes	십이 일 12th	십이 주 12 weeks
몇 분? How many minutes?	며칠? How many days?	몇 주? How many weeks?

Additional counters

There is a second counter for months that uses the Chinese–Korean numbers using ~개월 (일 개월, 이 개월, 삼 개월 etc). There is no difference in meaning between the two versions.

Years use Chinese–Korean numbers using ~년 (일 년, 이 년, 삼 년 etc).

Special Information 특별 정보

In addition to 세 달 (3 months) and 네 달 (4 months), you will most likely hear and see these additional ways to say 3 and 4 months. 석달 (3 months) and 념달 (4 months).

8-2. 동안 (period of time)

When saying something occurred for a "a period of~" you will put 동안 after the time counter. The time marker 에 is not required after or before.

Example Sentences

이 년 동안 서울에 있었어요.

I was in Seoul for 2 years.

한 달 동안 학교에 안 갔어요.

I didn't go to school for one month

30 분 동안 기다렸어요.

I waited for 30 minutes.

다섯 달 동안 한국어를 공부했어요.

I studied Korean for 5 months.

남동생은 십 년 동안 감옥에 있었어요.

My younger brother was in prison for 10 years.

8-3. 걸리다 (to take time)

걸리다

TYPE

regular

BASIC FORM

걸려

The thing that takes time is marked with 이/가 or 은/는. 동안 is not used with 걸리다. 이/가 can also come after the time it took, however it's commonly dropped.

Example Sentences

시간이 많이 걸려요.

It takes a lot of time.

시험은 오 분 걸렸어요.

The test took 5 minutes.

얼마나 걸려요?

How long will it take?

우리 회사의 미팅이 두 시간 걸렸어요.

Our company meeting took 2 hours.

친구의 집까지 사십오 분 걸렸어요.

It took 45 minutes to my friend's house.

8-4. 살다 (to live)

살다

TYPE

≡ irregular

BASIC FORM

살아

The place that you live is marked with the location marker 에. However, it's important to note 살다 is special because the place you live can also be marked with the event location marker 에서.

Example Sentences

런던에 살아요.

I live in London.

도쿄에 육 개월 동안 살았어요.

I lived in Tokyo for 6 months.

언제부터 언제까지 부산에 살았어요?

From when until when did you live in Pusan?

여동생은 아직 우리 부모님과 같이 살아요.
My younger sister still lives with our parents.

날씨가 좋아서 캘리포니아에 살고 싶어요.
I want to live in California because the weather is nice.

8-5. 빌리다 (to loan, borrow, rent)

빌리다

TYPE

regular

BASIC FORM

빌려

In English we have different words for "loan" and "borrow" but in Korean it's just 빌리다. The item being loaned, or borrowed, is marked with the object marker 을/를.

Example Sentences

일곱 달 동안 아파트를 빌렸어요.
I rented an apartment for 7 months.

친구가 저에게 차를 빌려 줬어요.
My friend loaned his car to me.

너무 비싸서 대도시에서 아파트를 빌리고 싶지 않아요.
I don't want to rent an apartment in a big city because it's too expensive.

부모님한테서 백만 원을 빌릴 거예요.
I will borrow 1,000,000 won from my parents.

8-6. 쉬다 (to rest, to take a break)

쉬다

TYPE

regular

BASIC FORM

쉬어

The activity that you are resting from is marked with 을/를.

Example Sentences

5 일 동안 일을 쉬었어요.

I took a break from work for 5 days.

무릎이 아파서 오랫동안 일을 쉴 겁니다.
I will take a break from work since my knee hurts.

숙제가 힘들어서 조금만 쉬고 싶어요.
Because my homework is tough, I want to rest just a little.

시간이 별로 없어서 쉴 수 없어요.
Because there isn't a lot of time, we can't take a break.

나무앞에서 쉬자!
Let's rest in front of the tree.

8-7. The "not even" marker **도**

Previously you have learned that **도** means "too" or "also". For example, 친구도 갔어요 (My friend also went.). **도** can also mean "even", especially when used in negative sentences.

Example Sentences

한 시간도 안 잤어요.
I didn't even sleep one hour.

저 편의점은 우유도 없어요.
That convenient store doesn't even have milk.

여자친구랑 키스도 안 해봤어요.
I haven't even tried to kiss my girlfriend.

미국에 한 번도 안 갔어요.
I haven't gone to America even one time.

친구가 천 원도 빌려 주지 않았어요.
My friend wouldn't loan me even 1000 won.

8-8. A half of time and amounts using **반**

Adding **반** after any time or amount is like saying "and a half" in English.

Example Sentences

오 년 반

Five and a half years

사 주 반

Four and a half weeks

한 시간 반

One hour and a half

이 분 반

Two and a half minutes

한 잔 반

One and a half cups

삼 인분 반

Three and half servings

일곱 병 반

Send and a half bottles.

For counting days, Korean has a special counting system.

Example Sentences

하루

1 day

이틀

2 days

사흘

3 days

These numbers continue higher, however Koreans nowadays typically only use 하루 (1 day) and 이틀 (2 days). Above 2 days it's more common to say 삼 일 (3 days), 사 일 (4 days), 오 일 (5 days) etc.

8-9. Making times and spans less specific (쯤, 정도)

You can make any specific time or amount less specific using **쯤** and **정도**. Both words are added to after the words they are making less specific.

Example Sentences

우리 다음 주 3 시쯤에 만날까요?
Shall we meet next week at around 3 o'clock?

2 년 정도 호주에 살았어요.
I lived in Australia for about 2 years.

25 명쯤 부산에서 돌아왔어요.
About 25 people returned from Pusan.

50 분 정도 걸릴 거예요.
It will take about 50 minutes.

Question and Answer

Each question is presented with several potential answers. To test your pronunciation, try to say each question and answer out loud before you click the sound button.

1

KOREAN Q: 새 차를 샀어요?
A: 아니요. 이 년 동안 친구에게 빌렸어요.
A: 네. 새 차는 천만원 정도 더 비쌌어요.
A: 네. 아버지가 사줬어요.

Q: Did you buy a new car?

ENGLISH A: No. For 2 years I borrowed (one) from a friend.
A: Yes. A new car was about 10 million won more expensive.
A: Yes. My father bought it for me.

KOREAN
2

Q: 어디 살아요?

A: 서울에 5년 정도 살았어요.
A: 캘리포니아에 오랫동안 살았어요.

ENGLISH Q: Where do you live?
A: I have lived in Seoul for about 5 years.
A: I lived in California for a long time.

3
KOREAN Q: 집에서 식당까지 얼마나 걸려요?
A: 집이 멀어서 한 시간 반 정도 걸려요.
A: 버스로 오 분도 안 걸려요.

ENGLISH Q: How long does it take from your house to the restaurant.
A: Because my house is far, It takes about an hour and a half.
A: It doesn't take even 5 minutes by bus.

4
KOREAN Q: 얼마나 공부했어요?
A: 세 시간 반 공부했어요.
A: 여섯 시간 동안 공부해서 쉬고 싶어요.
A: 전혀 공부하지 않았어요.

ENGLISH Q: How long did you study?
A: I studied for 3 and a half hours.
A: I want to take a break because I studied for a period of 6 hours.
A: I didn't study at all

5
KOREAN Q: 대도시에 가봤어요?
A: 아니요. 한 번도 안 가 봤어요.
A: 네. 대도시에서 삼 개월쯤 살았어요.

Q: Have you ever been to a big city?

A: No. I haven't gone even once.

A: Yes. I lived in a big city for about 3 months.

Additional Vocabulary


Vocabulary is very important to attaining fluency in Korean. The more words you know, the closer you will be to fluency!













Group D: Geography 지리학

▶ 대륙	continent	noun
▶ 해변	beach	noun
▶ 섬	island	noun
▶ 호수	lake	noun
▶ 사막	desert	noun
▶ 산	mountain	noun
▶ 초원	grasslands	noun
▶ 계곡	valley	noun
▶ 언덕	hill	noun
▶ 강	river	noun

Lesson 9: This "or" That

New Words

By clicking on the  button, you can hear how each word is pronounced. Also you can CLICK any word, sentence, or phrase to hear other Korean voices.

Korean	English	Word Type
New words		
 현금	cash	noun
 카드 	card (credit card)	noun
 비용	fee, cost	noun
 학원	private academy, academy	noun
 유럽	Europe	noun
 홍대	Hongdae (place in Seoul)	noun
 오른쪽	right (direction)	noun
 왼쪽	left (direction)	noun
New adverbs		
 곧	right away, immediately	adverb
 이따가	later, after a short while	adverb
 나중에	later	adverb

Grammar and Usage

The Grammar and Usage sections of each lesson give you the building blocks necessary to properly speak Korean. Make sure that you read and understand each section.

9-1. 곧 (soon), 이따가 (later), 나중에 (later)

이따가 is when the "later" is within the same day, such as after the meeting.

나중에 is later, but can be several days or months later.

곧 is "soon".

Example Sentences

곧 집에 돌아갈 거예요.

I will return home soon.

우리는 이따가 만날 거예요.

We will meet later.

나중에 같이 영화를 보자.

Let's watch a movie together later.

9-2. The difference between ~겠다 and other future tenses

So far we have learned two future tenses. One is 아/어/여 BASIC form and the second is with the STEM (으)ㄹ 거예요 pattern.

When ~겠다 is used in "first person" (yourself) it's very certain that you WILL do or INTEND to do the action. However, when it's used in "third person" (other people) it's more of a "guess" or an "assumption" of the action.

All of the future tense sentences below mean "will go to Korea tomorrow".

- ❶ 내일 한국에 가요.
- ❷ 내일 한국에 갈 거예요.
- ❸ 내일 한국에 가겠어요.
- ❹ 내일 한국에 가겠습니다.

Here are the key differences between the various future tenses.

1 - 아/어/여 BASIC

The BASIC form can be future tense based on the context or surrounding words. It's just the simple fact, "I am going".

2 - STEM (으)ㄹ 거예요

With this version, you "intend" on going. It's your plan to go.

3 - STEM 겠어요.

This form is stronger in meaning. In many cases it includes a "promise" or "determination" that you will "go to Korea". When used with adjectives and talking about people other than yourself it is "assumptive" in nature.

4 - STEM 겠습니다

This is the more formal version of ~겠다. It's common in news broadcasts, and when talking in more formal situations.

Example Sentences

일곱 시에 꼭 일어나겠어요.

I will definitely wake at 7:00.

이따가 은행에 가겠습니다.

I will go to the bank later.

5 시에 바빠서 수영장에 못 가겠어요.

I'm busy at 5:00 so I can't go to the swimming pool.

오늘 밤에 아버지께 남자친구에 대해 말하겠어요.

I will tell my father about my boyfriend tonight.

금요일까지 공부만 하겠어요.

I will do nothing but study until Friday.

수요일은 비가 올 거예요.

It will rain on Wednesday.

5 – STEM 겠습니까?

This is the formal way to ask a future tense question for the ~겠다 form.

~겠어요? also works as a 요 form question.

Example Conversation #1

KOREAN A: 무슨 영화를 보겠습니까?

KOREAN B: '슈퍼맨'을 보겠습니다.

ENGLISH A: Which movie are you going to see?

ENGLISH B: I am going to see 'Superman'.

~겠다 with adjectives

When used with adjectives ~겠다 translates to "It seems~, it appears~, it looks~" or "I think it will be~". For example 춥겠어요 can be translated to "I think it's cold" or "it appears cold". It can be future AND present.

Example Sentences

맛있겠어요.
It looks delicious.

좋겠어요.
I think it will be good. / It looks good.

비싸겠어요.
It looks expensive.

바쁘겠어요.
(You) look busy.

슬프겠어요.
(They) look sad.

~겠다 with everyday expressions

There are some ~겠다 phrases that are built into everyday Korean life.

Example Sentences

잘 먹겠습니다.
I will eat well.

모르겠어요.
I don't know.

알겠어요.
I got it.

9-3. This, last, and next summer (지난, 이 번, 다음)

You can change which season or even day of the week you are talking about with these modifiers:

지난	last~
이번	this~
다음	next~

Just add these words in front of the time frame you want to change.
Let's learn the seasons then use these words with them.

봄	spring
여름	summer
가을	fall, autumn
겨울	winter

Now let's change which season we are talking about

this ~

이번 봄

this spring

이번 여름

this summer

이번 가을

this fall

이번 겨울

this winter)

last~

지난 봄

last spring

다음 봄

next spring

다음 여름

next summer

지난 여름

last summer

last~

다음 가을

next fall

지난 가을
last fall

다음 겨울
next winter

지난 겨울
last winter

Use can also 지난, 이번, and 다음 with days of the week.

Example Sentences

지난 목요일에 미국에 돌아왔어요.
I came back to America last Thursday.

다음 주 토요일에 같이 스시를 먹자.
Let's eat sushi together next Saturday.

이번 월요일에 친구가 호주 요리를 만들어 줄 거예요.
This Monday, my friend will make me Australian cuisine.

이번, 지난, and 다음 can also be used in front of many words.

Example Sentences

지난 수업
the prior class

다음 비행기
the next airplane

이번 시험
the current test (this test)

지난 생일
last birthday

다음 콘서트
the next concert

이번 시합

the current match (this match)

9-4. 로 for directions

We previously learned that (으)로 is the "by which means" marker. Additionally, (으)로 can mean "towards" some direction or destination.

If the direction / place has a 받침 then 으로 is attached. If the direction / place doesn't have a 받침 or has = for the 받침 then 로 is used.

Example Sentences

왼쪽으로 갔어요.

I went towards the left.

오른쪽으로 가 주세요.

Please go to the right.

어디로 가겠습니까?

Where will you go to?

준호 씨는 대전으로 돌아갔어요.

Junho headed back to Daejeon.

서울로 갈 거예요.

I'll go to Seoul.

9-5. The difference between 로 and 에

에 should be used when there is a specific place or destination. (으)로 is used when heading towards a direction such as "north", or "left".

Example Sentences

곧 학원에 가고 싶어요.

I want to go to the academy soon.

학원으로 가고 싶어요.

I want to go towards the academy.

육 개월 동안 대구에 못 갔어요.

I haven't gone down to Daegu for 6 months.

이번 봄에는 유럽으로 가고 싶지 않아요.

I don't want to go to Europe this spring.

오늘이 엄마 생일이라서 이따가 엄마 집에 갈 거예요.

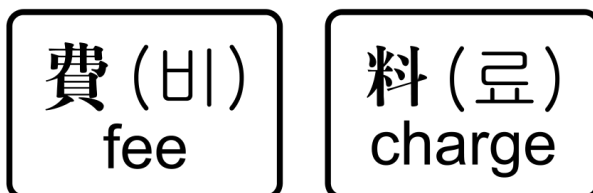
Since today is my mother's birthday I'm going to my mom's house later.

9-6. Cost of things (~비, ~료)

The Korean language originally used 한자 (Chinese characters) for all of its words until 한글 was invented by King 세종 in the 16th century.

Knowing the 한자 base of words will help you considerably in understanding the connection between words.

For example the suffixes 비 and 료 come from the original 한자 used in many Chinese and even Japanese words.



Many Korean words have 비 or 료 built into them.

Example Sentences

택시비
taxi fare

버스비
bus fare

학비
school expenses

숙박비
lodging expenses

항공료
airfare

수업료
tuition

무료

free (no charge)

유료

fee based (to have a charge)

Example Sentences

학비가 얼마예요?

How much are the school expenses?

여기 무료 WiFi (와이파이)가 있어요?

Is there free WiFi here?

버스비가 얼마였어요?

How much was bus fare.

한국은 학원 수업료가 정말 비쌉니다.

In Korea tuition for private academies are expensive.

강남역까지 택시비가 10,000 원쯤이에요.

The taxi fare to Gangnam station is about ten thousand won.

9-7. ~(이)나 Using "or" with nouns

(이)나 is the "or" particle in Korean. When (이)나 is used, it shows a choice between two things just like English "or". If the noun ends with a 받침 use 이나, if there is no 받침 use 나.

Example Sentences

피자나 햄버거를 먹고 싶어요.

I want to eat pizza or a hamburger.

오늘 밤에 홍대나 강남에 가자.

Let's go to Hongdae or Gangnam tonight.

민수 씨가 프랑스나 인도에 갈 거예요.

Minsu will go to France or India.

현금이나 카드가 있어요?

Do you have cash or a card?

요즘 외로워서 강아지나 고양이가 필요해요.
I need a puppy or a cat because I am sad recently.

9-8. The past tense form ~ㅅ다

In book 1 you learned how to make the past tense of a verb by adding ㅅ to the bottom of the BASIC form then added 어

PAST TENSE: Add ㅅ to BASIC form then add 어			
다 form verb		BASIC form	Past Tense
먹다 to eat	->	먹어	-> 먹었어
하다 to do	->	해	-> 했어
춡다 to be cold	->	추워	-> 추웠어
살다 to live	->	살아	-> 살았어
빌리다 to loan, borrow	->	빌려	-> 빌렸어

The ㅅ 어 conjugation is great to simple say ~였어요 (it was) or 했어요 (I did) but sometimes you just need the past tense stem. This is just is just past tense form WITHOUT the 어.

PAST TENSE STEM: Add ㅅ to BASIC form			
다 form verb		BASIC form	Past Tense Stem (meaningless)
먹다 to eat	->	먹어	-> 먹었
하다 to do	->	해	-> 했
춡다	->	추워	-> 추웠

to be cold				
살다	->	살아	->	살았
to live				
빌리다	->	빌려	->	빌렸
to loan, borrow				

The *past tense stem* examples above are labeled as "meaningless" because you can't just say 했 or 먹었 etc. by themselves. Instead the past tense stem is integrated into many different grammar patterns as past tense.

9-9. ~거나 Using "or" with verbs and adjectives

With verbs and adjectives ~거나 is used to show a choice. The pattern is made with STEM 거나 and also the past tense stem can also be used. To make ~거나 you can use the STEM or PAST TENSE STEM plus 거나.

Example Sentences

이따가 공부를 하거나 운동을 할 거예요..

I will study or exercise later.

내일 엄마는 쇼핑을 하거나 요리를 할 거예요.

Mom will shop or cook tomorrow.

Notice that the LAST verb in the choices determines the tense of the FIRST verb also.

Example Sentences

술을 마시거나 노래방에 가자.

Let's drink some alcohol or go to a karaoke room.

티비를 보거나 책을 읽고 싶어요?

Do you want to watch TV or read a book?

누가 왔거나 전화했어요?

Did anyone come or call?

학원까지 걸거나 운전해서 갈 수 있어요.

You can walk or drive to academy.

쉬거나 자지 마세요.

Don't rest or sleep.

이 식당의 음식은 항상 너무 맵거나 달아요.

This restaurant's food is always too spicy or sweet.

다음 주 일요일 날씨가 따뜻하거나 조금 추울 거예요.

Next Sunday's weather will be warm or a bit cold.

Question and Answer

Each question is presented with several potential answers. To test your pronunciation, try to say each question and answer out loud before you click the sound button.

1

KOREAN Q: 언제 한국에 갈 거예요?

A: 곧 갈 거예요.

A: 잘 모르겠어요.

A: 이번 봄이나 다음 봄에 가고 싶어요.

Q: When are you going to Korea?

ENGLISH A: I will go soon.

A: I don't really know. (I don't know well)

A: I want to go this spring or next spring.

2

KOREAN Q: 이번에 학비는 얼마예요?

A: 이번에 학비는 백만 원 정도예요.

A: 몰라요. 지난번에는 팔십만 원쯤이었어요.

ENGLISH Q: How much is tuition this time?

A: This time the tuition is about 1 million won.

A: I don't know. Last time it was around 800,000 won.

3

KOREAN

Q: 언제 만날 거예요?

A: 오늘은 바빠요. 나중에 만나요.

A: 이따가 홍대에서 만나요.

ENGLISH

Q: When will we meet?

A: I am busy today. We'll meet later.

A: We will meet later at Hongdae.

4

KOREAN

Q: 현금 있어요?

A: 아니요. 현금이 전혀 없어요.

A: 네. 하지만 별로 없어요.

A: 아니요. 하지만 카드가 있어요.

ENGLISH

Q: Do you have cash?

A: No. I don't have any cash.

A: Yes. But I don't have much.

A: No. But I have a card.

5

KOREAN

Q: 오늘 저녁에 어디가요?

A: 오늘이 제 생일이라서 가족과 생일파티를 할 거예요.

A: 한국어 학원에 갈 거예요.

ENGLISH

Q: Where are you going this evening?

A: Because today is my birthday, I will have a birthday party with my family.

A: I'm going to the Korean language academy.

Additional Vocabulary


Vocabulary is very important to attaining fluency in Korean. The more words you know, the closer you will be to fluency!

















Group E: In the house 집안에

▶ 쓰레기통	garbage can	noun
▶ 콘센트	power outlet	noun
▶ 벽	wall	noun
▶ 소파	sofa	noun
▶ 계단	stairs	noun
▶ 담요	blanket	noun
▶ 베개	pillow	noun
▶ 책장	bookcase	noun
▶ 냉장고	refrigerator	noun
▶ 냉동고	freezer	noun
▶ 전자레인지	microwave	noun
▶ 램프	lamp	noun
▶ 식탁	dinner table	noun

Lesson 10: Promises and Appointments

New Words

By clicking on the  button, you can hear how each word is pronounced. Also you can CLICK any word, sentence, or phrase to hear other Korean voices.

Korean	English	Word Type
New words		
 비서	secretary	noun
 손님	customer, guest	noun
 사장님	president (of company)	noun
 세금	taxes	noun
 월급	monthly pay	noun
 약속	promise	noun
 표	ticket	noun
 보고서	report	noun
 휴가	day off	noun
New adjectives		
 부끄럽다	to be shy, embarrassed, bashful	ㅁ irregular
New verbs		
 내다	to pay, to put out	regular
 약속하다	to make a promise	하다
 지키다	to keep, to protect	regular
 취소하다	to cancel	하다
 계속하다	to continue	하다
 이야기하다	to talk, to chat	하다

Grammar and Usage

The Grammar and Usage sections of each lesson give you the building blocks necessary to properly speak Korean. Make sure that you read and understand each section.

10-1. 약속 (promise, date, appointment)

The meaning of 약속 can mean, "promise", "plans", or "appointment" depending on the context of the sentence.

The person you have the "appointment" or "plans" with is marked with any of the "with" markers (하고, 랑/이랑, 와/과).

[person]랑 약속이 있다 / 없다
To have / not have an appointment with a person.

Example Sentences

오늘 친구하고 약속이 있어요.
I have plans with my friend today.

요즘 약속이 많아서 친구를 만날 수 없어요.
These days, I have many appointments so I can't meet with friends.

오늘 준호 씨랑 약속이 있어서 일찍 출발해요.
I'm leaving early because I have an appointment with Junho.

이번 주 아주 중요한 약속이 있어요.
I have a very important appointment this week.

누구랑 약속이 있어요?
Who do you have an appointment with?

Example Conversation #1

KOREAN A: 오늘 바빠요?
B: 아니요. 오늘 약속이 없어요. 그래서 안 바빠요.

ENGLISH A: Are you busy today?
B: No. I don't have any appointments today. So, I am not busy.

10-2. 손님 (customer, guest)

Depending on if you are referring to a customer at work or talking about a friend coming to your house Korean shares one word for both 손님

Example Sentences

엄마! 손님이 왔어요!

Mom! A guest has come!

손님, 몇 분 이세요?

Customer, how many people are there?

어제는 손님 두 명이 갑자기 왔어요.

Yesterday two customers suddenly came.

그 손님이 가게에서 제일 비싼 크리스마스 선물을 샀어요.

That customer bought the most expensive Christmas present in store.

10-3. 내다 (to pay, to put out)

내다

TYPE

regular

BASIC FORM

내

The thing you are paying or putting out is marked with 을/를 and the method you use to pay is marked with (으)로.

Example Sentences (to pay)

보통 남자친구가 돈을 내요.

Normally the boyfriend pays the money.

어머니가 택시비를 냈어요.

My mother paid the taxi fare.

돈이 있어요. 하지만 세금을 내고 싶지 않아요.

I have money. However, I don't want to pay taxes.

Example Sentences (to put out)

선생님께 숙제를 냈어요.

I turned in my homework to my teacher.

보고서를 언제 낼 거예요?

When will you put out the report?

Example Conversation #1

KOREAN A: 손님, 현금으로 낼 거예요?

KOREAN B: 아니요, 카드로 낼 거예요.

ENGLISH A: Customer, will you be paying with cash?

ENGLISH B: No, I will pay with a card.

10-4. 약속하다 (to make a promise, appointment, date)

약속하다

TYPE

하다

BASIC FORM

약속해

약속 (promise) combines with 하다 (to do) to make a verb. The person you are making the promise with is marked with any the "with" markers 랑/이랑, 하고, or 와,과.

Example Sentences

3 시에 약속을 했습니다.

I made an appointment at 3 o'clock.

친구하고 약속을 했어요.

I made a promise/appointment with my friend.

오늘 친구 생일파티가 있어서 약속을 못 해요.

Today is my friend's birthday party, so I can't make any appointments.

Example Conversation #1

KOREAN A: 사장님이랑 약속을 했어요?

KOREAN B: 네, 어제 전화로 약속을 했어요.

ENGLISH A: Did you make an appointment with the president?

ENGLISH B: Yes, yesterday I made an appointment by phone.

Special Information 특별 정보

As you learn more Korean, you should learn to be flexible with how some Korean words translate into English. For example, 약속 can mean "promise", "appointment", and "engagement". But it also can mean "a commitment" or "a plan" depending on what sounds good in English.

Some Korean words will split into many nuanced English words and there are cases where one English word splits into more than one Korean word such as how "to be" turns into 있다 , 없다 , and 계시다

10-5. 지키다 (to keep, to protect)

지키다

TYPE

regular

BASIC FORM

지켜

지키다 is used for keeping rules, and promises etc. The thing you are protecting or following / keeping is marked with the object marker, 을/를.

Example Sentences

규칙을 지킵시다.

Let's follow the rules.

친구가 약속을 지키지 않았어요.

My friend didn't keep their promise.

수업을 10 시에 시작할 거예요. 시간을 지켜 주세요.

Class will start at 10 o'clock. Please be on time.

10-6. 취소하다 (to cancel)

취소하다

TYPE

하다

BASIC FORM

취소해

The item being canceled is marked with 을/를.

Example Sentences

약속을 취소했어요.

I cancelled my appointment.

회사에 일이 많아서 여행을 취소했어요.

I have a lot of work at my company so I cancelled my trip.

손님, 이 표는 취소할 수 없어요.

Customer, you can't cancel this ticket.

Example Conversation #1

KOREAN

ENGLISH

10-7. Putting it all together for 약속

This lesson is heavy with big promises. So let's put what we learned in this and the prior lessons all together to make sure we don't miss anything.

Example Sentences

약속을 하다.

To make a promise / appointment.

약속을 지키다.

To keep a promise / appointment.

약속을 취소하다.

To cancel a promise / appointment.

약속을 깨다.

To break a promise / appointment.

약속이 깨지다.

To have a promise / appointment broken.

NOTE: Sentences 1~4 use 을 particle because the verbs are all "action" verbs. Sentence 5's verb is a "state" verb, so 이 or 가 will be used.

Also verbs 깨다 (to break, to shatter) and 깨지다 (to be broken, to be shattered) are from a prior lesson but they are commonly used with 약속

Example Sentences

갑자기 집에 손님이 왔어. 그래서 오늘 약속을 깬어.

Suddenly a guest came to my house. So today I broke my appointment.

오늘 약속이 깨졌어요. 그래서 시간이 많아요.

Today I broke my appointment. So, I have a lot of time.

너는 나와 약속을 깬어.

You broke a promise with me.

10-8. 계속하다 (to continue)

계속하다

TYPE

하다

BASIC FORM

계속해

The item being continued is marked with 을/를.

Example Sentences

선생님이 수업을 계속했어요.

The teacher continued the class.

일본어 공부를 계속하고 싶어요.

I want to continue my Japanese studies.

여기가 시끄러워서 공부를 계속할 수 없어요.

Because it's loud here, I can't continue my studies.

10-9. 이야기하다 (to talk, to chat)

이야기하다

TYPE

하다

BASIC FORM

이야기해

말하다 means "to talk" or "to speak" but it is used to say "I said" or "he said" etc. 이야기하다 is a back and forth conversation. It's common for 이야기 to be shortened to 얘기.

Example Sentences

친구 생일파티에서 이야기를 많이 했어요.

We talked a lot at my friend's birthday party.

학교에 대해 부모님과 이야기했어요.

I talked with my parents about school.

여자들하고 이야기를 못 해요.

I can't talk with girls.

친구랑 재미있는 이야기를 많이 했어요.

I talked about a lot of interesting things with my friend.

10-10. 계속 + VERB (to continue verb)

계속 can be added in front of any verb to make sentences like 계속 먹었어요 (I continued to eat) etc. The action is non-stop.

Example Sentences

아침까지 계속 운전을 했어요.

I continued to drive until morning.

배불러요. 하지만 계속 먹었어요.

I am full. But I continued eating.

우리는 학교에 대해 계속 이야기했어요.

We continued to talk about school.

비가 계속 오고 있어요.

It's continuing to rain.

제 딸은 숙제가 많아요. 하지만 티비를 계속 보고 있어요.

My daughter has a lot of homework. But she is continuing to watch TV.

10-11. 부끄럽다 (to be shy, embarrassed, bashful)

부끄럽다

TYPE

≡ irregular

BASIC FORM

Example Sentences

저는 예쁜 여자 앞에서 항상 부끄러워요.

I am always shy in front of beautiful girls.

어제 한국 사람들하고 처음으로 한국말을 했어요. 진짜 부끄러웠어요.

I talked Korean with Koreans for the first time yesterday. I was really embarrassed.

부끄러워서 여자들하고 이야기 못 했어요.

Because I was shy I couldn't talk with girls.

10-12. The many ways to say "what" in Korean

In book one we learned two ways to say "what". 뭐 is the typical "what" used in a wide range of Korean sentences. It can also be used alone to just ask simply "what?" when you couldn't hear something. 무슨 is used as a direct modifier. In other words directly in front of nouns.

Example Sentences (using 뭐)

뭐를 좋아해요?

What do you like?

뭐가 재미있어요?

What is interesting?

Example Sentences (using 무슨)

무슨 음식을 좋아해요?

What foods do you like?

무슨 영화가 재미있어요?

What movie is interesting?

Example Sentences (using 무엇)

무엇을 좋아해요?

What do you like?

무엇이 재미있어요?

What is interesting?

Question and Answer

Each question is presented with several potential answers. To test your pronunciation, try to say each question and answer out loud before you click the sound button.

1

- KOREAN** Q: 오늘 저녁에 약속이 있어요?
A: 친구와 영화를 볼 거예요.
A: 아니요. 너무 피곤해서 약속을 취소했어요.
A: 비가 계속 와서 약속이 깨졌어요.

Q □ Do you have any plans this evening?

- ENGLISH** A: I am going to watch a movie with a friend.
A: No. Because I am so tired I cancelled my plans.
A: My plans got cancelled because it's continually raining.

2

- KOREAN** Q: 이번 달 월급을 받았어요?
A: 아니요. 사장님이 약속을 안 지켜서 월급을 받지 못했어요.
A: 네. 하지만 학원 수업료를 내서 벌써 돈이 없어졌어요.

Q: Did you get your salary this month?

- ENGLISH** A: No. My boss didn't keep his promise, so I wasn't able to get my salary.
A: Yes. But, since I paid my academy tuition I already am out of money.

3

- KOREAN** Q: 누가 택시비를 낼 거예요?
A: 보통 남자친구가 택시비를 내요.
A: 택시비가 비싸서 버스로 갈 거예요.

ENGLISH Q: Who is going to pay the taxi fare?
A: Normally my boyfriend pays the taxi fare.
A: I am going to ride the bus since taxi fare is expensive.

4

KOREAN Q: 왜 오늘 집에 있어요?
A: 엄마랑 약속했어요.
A: 손님이 집에 올 거예요.

ENGLISH Q: Why are you at home today?
A: I made plans with my mother.
A: There are guests coming to my house.

5

KOREAN Q: 보고서를 언제 낼 거예요?
A: 내일까지 비서에게 낼 거예요.
A: 약속을 지키지 못해서 죄송합니다. 다음 주까지 낼게요.

ENGLISH Q: When can you turn in the report?
A: I will turn it in to the secretary by tomorrow.
A: I am sorry I wasn't able to keep my promise. I will turn it in by next week.

Additional Vocabulary


Vocabulary is very important to attaining fluency in Korean. The more words you know, the closer you will be to fluency!


Group F: In the bathroom 화장실에서

▶ 향기	scent, perfume	noun
▶ 변기(통)	toilet	noun
▶ 수건	towel	noun
▶ 치약	toothpaste	noun
▶ 칫솔	toothbrush	noun
▶ 비누	soap	noun
▶ 샴푸	shampoo	noun
▶ 싱크대	sink	noun
▶ 화장지	toilet paper	noun
▶ 면도기	razor	noun

Lesson 11: Expressing Emotion

New Words

By clicking on the  button, you can hear how each word is pronounced. Also you can CLICK any word, sentence, or phrase to hear other Korean voices.

Korean	English	Word Type
New words		
 혼자	alone, myself	noun
 결혼생활	married life	noun
 하루	one day, day	noun
 귀신	ghost, spirit	noun
 공포영화	horror movie	noun
 점수	score	noun
 전쟁	war	noun
 전쟁터	battlefield	noun
 잘못	mistake, error	noun
New adjectives		
 외롭다	to be sad, lonely	ㅁ irregular
 행복하다	to be fulfilled, to be happy	하다
 우울하다	to be depressed	하다
 무섭다	to be scared	ㅁ irregular
 화가 나다	to be mad	regular
 화를 내다	to express anger	regular
New adverbs		
 이유 없이	without reason, for no reason	adverb
 생각 없이	without thinking, without thought	adverb
New verbs		
 싸우다	to fight	regular
 화해하다	to make up	하다
 사과하다	to apologize	하다

Grammar and Usage

The Grammar and Usage sections of each lesson give you the building blocks necessary to properly speak Korean. Make sure that you read and understand each section.

11-1. Other people's emotions and intentions (BASIC + 하다)

Since you can never truly know how someone feels, or their true intentions, you can't directly say they are "sad" or "happy". When talking about other people's feelings or intentions you must use the BASIC 하다 form.

Example Sentences

저는 슬퍼요.

I am sad. (1st person)

슬퍼요?

Are you sad? (2nd person)

준호 씨가 슬퍼해요?

Is Junho sad? (3rd person)

준호 씨가 슬퍼해요.

Junho is sad. (3rd person)

1st, 2nd, 3rd person 1인칭, 2인칭, 3인칭

슬퍼요. 1st
I am sad.

슬퍼요? 2nd **슬퍼해요.**
Are you sad? You are sad.

슬퍼 해요? 3rd **슬퍼해요.**
Is He/She sad? He/She is sad.

BASIC 1st person statement
When talking about yourself.

BASIC 2nd person question
When asking to someone.

BASIC + 하다 2nd person statement
When saying to someone.

BASIC + 하다 3rd person questions / statements
When saying and asking about someone not part of the conversation.

Not only does this rule apply for emotions but it also applies for a person's "intentions" such as with ~고 싶다 (want to~). When you are talking about another person's intentions you have to use say ~고 싶어하다 form.

Example Sentences

선생님은 미국에 가고 싶어해요.

Teacher wants to go to America.

제 아버지는 스시를 먹고 싶어해요.

My father wants to eat sushi.

준호 씨가 영어를 몰라서 영어를 공부 하고 싶어해요.

Because Junho doesn't know English he wants to study English.

11-2. 외롭다 (to be lonely, sad)

외롭다

TYPE

≡ irregular

BASIC FORM

외로워

Example Sentences

혼자는 외로워요.

I am sad alone.

여자친구가 없어서 외로워요.

I am lonely because I don't have a girlfriend.

박지윤 씨는 별로 친구가 없어서 외로워해요.

Because Jiyoon Park doesn't have many friends, she is lonely.

밥을 혼자 먹어서 외로워요.

I ate dinner alone so I am sad.

제 친구들이 다 미국에 돌아가서 외로워요.

Because all of my friends returned to America I am sad.

11-3. 행복하다 (to be fulfilled, to be happy)

행복하다

TYPE

하다

BASIC FORM

행복해

Example Sentences

우리 가족은 행복해요.

My (our) family is happy.

남편과의 결혼생활은 행복했어요.

Married life with my husband was happy.

맛있는 음식을 먹어서 행복해요.

I am happy because I had delicious food.

좋은 음악을 들어서 행복해요.

I am happy because I listened to good music.

그녀는 항상 행복해해요.

She is always happy.

Special Information 특별 정보

What is the difference between 행복하다 and 기쁘다?

Both of these words translate to "happy". But 기쁘다 is a much more casual form of happy. 행복하다 includes satisfaction as part of the happiness. When you are happy with life or an overall happy, as opposed to a "happy right now" feeling then use.

11-4. 우울하다 (to be depressed)

우울하다

TYPE

하다

BASIC FORM

우울해

Example Sentences

우울한 하루였어요.

It was a depressing day.

이번 주에 비가 매일 와서 점점 우울해졌어요.

I'm gradually getting depressed because it's rained everyday this week.

요즘 날씨가 추워서 우울했어요.

I was depressed because the weather is cold these days.

11-5. 무섭다 (to be scared, to be scary)

무섭다

TYPE

▣ irregular

BASIC FORM

무서워

Depending on the usage 무섭다 can mean "scared" or "scary". Carefully look at each of the examples and see how the particle usage shifts depending on what is being said in English.

Example Sentences

지윤 씨가 선생님을 무서워해요.

Jiyeon is scared of the teacher.

저는 선생님이 무서워요.

I am scared of the teacher.

이 선생님은 무서워요.

This teacher is scary.

남동생이 귀신을 무서워해요.

My younger brother is scared of ghosts.

귀신을 무서워하지 마세요.

Don't be scared of ghosts!

귀신이 무서워요.

Ghosts are scary.

아이가 동물을 무서워해요.

The child is scared of animals.

동물이 무서워요.

The animal is scary.

동물이 무서워해요.
The animal is scared.

친구가 공포영화를 무서워해요.
My friend is scared of horror movies.

공포영화는 무서워요.
Horror movies are scary.

전쟁은 무서워요.
War is scary.

Special Information 특별 정보

Scary mistakes with 무섭다

What if a small child cries when you come in the room? In English you can say "I am not scary!". But since 무섭다 means "to be scary", and also "to be scared", if you want to say "I am not scary" you need to say 저는 무서운 사람이 아니에요 (I am not a scary person). Because if you just say 무섭지 않아요 it just means "I am not scared".

Furthermore, maybe you want to tell a child not to be scared. But if you say 무섭지 마세요 you just told them "don't be scary". Instead you need to say 무서워 하지 마세요 (don't be scared).

11-6. 화가 나다 (to be mad)

화가 나다

TYPE

regular

BASIC FORM

화가 나

화 means "anger" and 나다 means "to come out".

화가 나다 means that your anger "came out". It isn't something you can control.

Example Sentences

나는 시험 점수가 나빠서 화가 났어요.
I got mad because my test score was bad.

그와 데이트를 하지 못해서 화가 났어요.
I am mad because I'm unable to date him.

부모님이 아이에게 장난감을 사 주지 않아서 아이가 화가 났어요.

Because the parents didn't buy the toy for the child, the child got mad.

숙제를 안 해서 부모님이 화가 났어요.

Because I didn't do my homework, my parents got mad.

11-7. 화를 내다 (to express anger)

화를 내다

TYPE

regular

BASIC FORM

화를 내

화를 내다 is different from 화가 나다 because 내다 means "to express" or "to put out". You are actually releasing your anger and not just getting mad. You can tell someone to NOT get mad with 화를 내지 마세요 but it would be weird to say ~~화가 나지 마세요~~ because it would literally mean "don't come out your anger" which doesn't make sense.

It can be confusing because in English we can say "don't be angry" or "don't get mad" and we don't typically separate the usage.

The person you are mad at is marked with 에게.

Example Sentences

그는 나에게 화를 냈어요.

He is mad at me.

친구에게 이유 없이 화를 냈어요.

I got mad at my friend for no reason.

사장님은 매일 화를 내요.

The teacher is mad every day.

아침에 여동생이 진짜 시끄러워서 화를 냈어요.

I mad because my younger sister was really loud in the morning.

11-8. 싸우다 (to fight)

싸우다

TYPE

regular

BASIC FORM

싸워

The person who you are fighting with is marked with any of the "with" markers.
This can be a physical fight or just a fight of words.

Example Sentences

그녀와 자주 싸워요.

I fought with her.

어제 누나랑 싸웠어요.

Yesterday I fought with my older sister.

내 고양이와 개는 매일 싸워요.

My cat and dog fight everyday.

남자들은 전쟁터에서 싸웠어요.

The men fought on the battlefield.

너랑 싸우고 싶지 않아!

I don't want to fight with you!

11-9. 화해하다 (to make up, to reconcile)

화해하다

TYPE

하다

BASIC FORM

The person who you make up with is marked with any of the "with" markers.

Example Sentences

남편과 화해했어요.

I made up with my husband.

사촌과 화해할 거예요.

I am going to make up with my cousin.

빨리 화해하고 싶어요. 하지만 아내가 아직 화를 내요.

I want to make up quickly. But my wife is still mad.

친구가 아내랑 싸웠어요. 하지만 곧 화해하고 싶어해요.

My friend fought with his wife. But he wants to make up soon.

11-10. 사과하다 (to apologize)

사과하다

TYPE

하다

BASIC FORM

사과해

The person you apologize to is marked with the "to-for" marker **에게** or **한테**.
The thing you apologize for is marked with the object marker **을/를**.

Example Sentences

제 잘못을 사과했어요.

I apologize for my mistake.

오빠에게 사과할 거예요.

I will apologize to my brother.

약속을 지키지 못해서 사과했어요.

I apologized because I couldn't keep my promise.

너무 늦어서 사과했어요.

I apologized for being too late.

어젯밤에 아버지가 저에게 화를 냈어요. 하지만 오늘 사과했어요.

Yesterday night my father got really mad at me. But today he apologized.

Question and Answer

Each question is presented with several potential answers. To test your pronunciation, try to say each question and answer out loud before you click the sound button.

1

KOREAN Q: 준호 씨가 슬퍼해요?

A: 네. 친구가 별로 없어서 외로워해요.

A: 아니요. 여자친구와 화해해서 행복해 해요

A: 어제 만났어요. 하지만 슬퍼하지 않았어요.

Q: Is Junho sad?

ENGLISH A: Yes. He is sad because he doesn't have many friends.

ENGLISH A: No. He is happy because he made up with his girlfriend.

A: I met him yesterday. However, he wasn't sad.

2

KOREAN Q: 내일 뭘 하고 싶어요?

KOREAN A: 혼자 생각 없이 걷고 싶어요.

KOREAN A: 준호 씨와 공포영화를 보고 싶어요.

ENGLISH Q: What do you want to do tomorrow?

ENGLISH A: I want to walk alone without thinking. (without any thoughts)

ENGLISH A: I want to watch a horror movie with Junho.

3

KOREAN Q: 그는 왜 항상 화를내요?

KOREAN A: 모르겠어요. 항상 이유 없이 화를내요.

KOREAN A: 제가 매번 약속을 깨서 항상 화를내요.

ENGLISH Q: How come he is always mad?

ENGLISH A: I don't know. He is always mad for no reason.

ENGLISH A: He is always made because I break every appointment.

4

KOREAN Q: 귀신이 무서워요?

KOREAN A: 아니요. 제 남동생이 귀신을 무서워해요.

KOREAN A: 네. 저는 귀신이 제일 무서워요.

ENGLISH Q: Are you scared of ghosts?

ENGLISH A: No. My younger brother is scared of ghosts.

ENGLISH A: Yes. I am most scared of ghosts.

5

KOREAN

Q: 오빠랑 싸웠어요?

A: 네. 하지만 빨리 화해하고 싶어요.

A: 네. 사과하고 싶어요.

ENGLISH

Q: Did you fight with your older brother?

A: Yes. But I want to make up fast.

A: Yes. I want to apologize.

Additional Vocabulary


Vocabulary is very important to attaining fluency in Korean. The more words you know, the closer you will be to fluency!









Group G: Food Words 음식

▶ 그릇	bowl	noun
▶ 접시	plate, dish	noun
▶ 젓가락	chopsticks	noun
▶ 숟가락	spoon	noun
▶ 칼	knife	noun
▶ 포크	fork	noun
▶ 컵	cup	noun
▶ 반찬	side dish	noun
▶ 디저트	dessert	noun
▶ 간식	snack	noun

Lesson 12: 하다 vs 되다

New Words

By clicking on the  button, you can hear how each word is pronounced. Also you can CLICK any word, sentence, or phrase to hear other Korean voices.

Korean	English	Word Type
New words		
 결혼식장	wedding hall	noun
 노래	song	noun
 폭풍	storm	noun
 예약	reservations	noun
 준비	preparations	noun
 경찰	police	noun
 범죄	crime	noun
 범죄자	criminal	noun
 기계	machine	noun
New verbs		
 잡다	to grab	regular
 보이다	to be seen, to appear	regular
 안다	to hug	regular
 준비하다	to prepare	하다
 준비되다	to be prepared	regular
 계속하다	to continue	하다
 계속되다	to be continued, continue on	regular
 예약하다	to reserve	하다
 예약되다	to be reserved	regular
New adjectives		
 새롭다	to be new	≠ irregular
 낡다	to be old, worn, beaten	regular

Grammar and Usage

The Grammar and Usage sections of each lesson give you the building blocks necessary to properly speak Korean. Make sure that you read and understand each section.

12-1. Particle usage trick "Can you (VERB) it?" (을/를 vs 이/가)

It's often a struggle to know when to mark a word with the object marker 을/를 or with the subject marker 이/가. There are a variety of ways to figure out which particle to use. For example:

ACTIVE / PASSIVE

#1 Active verbs **almost always** mark objects being acted on with. 을/를

#2 Passive verbs **almost always** mark subject being described with. 이/가

But in the heat of the moment it's often difficult to know if a verb is active or passive... and this topic has yet to have been taught in this series.

ACTION / STATE

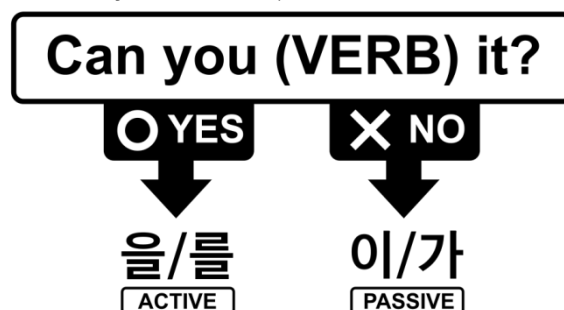
#1 Active verbs mark the objects they are acting upon with. 을/를

#2 Adjectives are "state" verbs use 이/가 to mark the item being discussed.

It's perhaps easy to think that you ALWAYS use 이/가 with adjectives and this is actually true.

However, there is a another quick (almost fool proof) way to know whether to use 을/를 or. 이/가

In the following sentence replace (VERB) with the English for the verb. The answer to the question tells you which particle to use.



Let's try this trick to find out which verbs use 을/를 and which use 이/가.

Practice the "Can you (verb) it?" trick

받다 (to receive) – Can you (receive) it?

YES! 을/를 marks the thing being received.

보다 (to see) – Can you (see) it?

YES! 을/를 marks the thing you see.

죽다 (to die) – Can you (die) it?

NO! 이/가 marks the thing that dies.

좋다 (to be good) – Can you (be good) it?

NO! 이/가 marks the thing that is good.

좋아하다 (to like) – Can you (like) it?

YES! 을/를 marks the thing that is liked.

12-2. The exceptions to the rule

The "Can you (verb) it?" rule works pretty well for most verbs. Unfortunately for 있다 (to be, to have), 없다 (to not be, to not have) and 되다 (to become) it fails. All of these would appear to use 을/를 if you ask the "Can you (verb) it?" question when in fact they use 이/가.

12-3. When to use 은/는 vs 이/가 vs 을/를

The prior section often leads to a commonly asked question.

When do you use 은/는 instead of 이/가?

은/는 has three primary functions. Introducing new topics. Comparing things (directly / indirectly). Specifying or stressing an item.

은/는 can replace BOTH 을/를 AND 이/가 when any of the three functions above are being used.

Example Sentences

피자를 먹었어요. 하지만 스시는 안 먹었어요.

I ate the pizza. But I didn't eat sushi.

단 것을 좋아해요. 하지만 쓴 것은 싫어해요.

I like sweet things. But I don't like bitter things.

오늘은 더워요.

Today is hot.

저는 미국 사람입니다.

I am American.

Special Information 특별 정보

The particle reality

Now that you have undoubtedly been speaking more Korean with actual Korean people, you might have noticed that Koreans ~~like~~ LOVE to drop particles. Instead of 피자 ~~를~~ 먹었어요 they will say 피자 먹었어요.

While it's okay to drop particles when speaking or casually texting your friends, if you are writing reports at a company or in a school make sure you keep all the particles in their proper places.

12-4. 잡다 (to grab, catch)

잡다

TYPE

regular

BASIC FORM

잡아

Can you guess which particle to use to mark the thing that is grabbed?
Can you (grab) it? -> YES! -> Use 을/를 to mark the item being grabbed.

Example Sentences

여자친구의 손을 잡고 싶어요.

I want to grab (hold) my girlfriend's hand.

작은 고양이를 잡았어요.

I caught the small cat.

경찰이 범죄자를 잡았어요.

The police caught the criminal.

물고기를 많이 잡았어요.

I caught many fish.

12-5. 보이다 (to be seen, to appear, to be visible)

보이다

TYPE

regular

BASIC FORM

보여

보이다

Can you (be seen) it? → NO! → Use 이/가 to mark the item being seen.

보이다 is not used much by itself. It's can be used used to say "is viewable" or "came into sight". The following grammar point (12-6) will explain one of the most common ways it is used.

Example Sentences

산이 보였어요.

The mountain came into sight.

길에서 호수가 보여요.

The lake is viewable from the road.

산이 내 방에서 안 보여요.

The mountain isn't visible from my room.

12-6. Doing more with 보이다

Using 보이다 we can make one very wide reaching Korean structure and one entirely new verb. 보여 주다 (to show)

First let's add 주다 to make 보여 주다 (to show). Even though 보이다 itself is passive and uses 이/가, 보여 주다 (to show) is active and therefore the thing you are showing is marked with 을/를.

Example Sentences

결혼식 사진을 보여 주세요.

Show me your wedding pictures.

친구에게 새로운 차를 보여 주었어요.

I showed my friend my new car.

김준호 씨에게 제 사진을 보여 주지 마세요.

Don't show my picture to Junho Kim.

BASIC adjective 보이다 (to appear or seem~)

In lesson 11, we talked about expressing the emotions of other people. Instead of saying 기뻐요 you should say 기뻐해요 for other people. Another way to talk about other's emotions is to use BASIC adjective

보이다. As a matter of fact anytime you think something looks one way or another you can use this pattern.

Example Sentences

선생님은 행복해 보여요.

Teacher looks happy.

그 고기는 매워 보여요.

That meat looks spicy.

반지가 비싸 보여요.

The ring looks expensive.

영화가 재미있어 보여요.

The movie looks interesting.

음식이 맛있어 보여요.

The food looks delicious.

12-7. 안다 (to hug, embrace, hold)

안다

TYPE

regular

BASIC FORM

안아

The object being hugged is marked with 을/를. Or you could have asked "Can you hug it?" and the answer would be "yes" so you use.

Example Sentences

제가 엄마를 안았어요.

I hugged my mother.

고양이를 안고 싶어요.

I want to hold the cat.

할머니가 아기를 안았어요.

The grandmother embraced the child.

12-8. 준비하다 (to prepare), 준비되다 (to be prepared)

준비하다

TYPE

하다

BASIC FORM

준비해

준비되다

TYPE

regular

BASIC FORM

준비돼

All 하다 verbs are "active". An active verb is a verb in which someone has an active role in the verb. In other words, THEY did or will do the action. Reversely, any verb containing 되다 (to become) is "passive". With passive verbs it isn't necessarily known WHO did the action. 되다 verbs merely show the state of the action. This is easily understood by looking at 준비하다 and 준비되다.

Example Sentences

식사를 준비했어요.

I prepared dinner.

식사가 준비됐어요.

Dinner is prepared.

In sentence 1, the speaker has completed the action of "preparing".

In sentence 2, we don't necessarily know who prepared dinner, but we do know that the state of dinner is "prepared".

Example Sentences

선생님은 시험을 준비했어요.

The teacher prepared the test.

학생들은 준비됐어요.

The students were prepared.

방을 준비했어요.

I prepared the room.

방이 준비됐어요.

The room is prepared.

NOTE: When using 준비되다 to say something is "prepared" you have to use the past tense since the preparations are already done.

12-9. 계속하다 (to continue), 계속되다 (to be continued)

계속하다

TYPE

하다

BASIC FORM

계속해

계속되다

TYPE

regular

BASIC FORM

계속돼

We already learned how to use 계속하다 in a prior lesson. If something "gets continued" or "continues going on" then 계속되다 is used.

Example Sentences

정부가 전쟁을 계속했어요.

The government continued the war.

전쟁이 계속됐어요.

The war continued on.

폭풍이 계속될 거예요.

The storm will continue.

이 수업은 한 달 동안 계속돼요.

This class continues for one month.

Again, remember that the main purpose of 되다 verbs is to show the STATE of something and NOT who actually did the action. If we need to know WHO did the particular action then 하다 must be used.

12-10. 예약하다 (to reserve), 예약되다 (to be reserved)

예약하다

TYPE

하다

BASIC FORM

예약해

예약되다

TYPE

regular

BASIC FORM

예약되

Here is another common 하다/되다 combination. The thing you reserved is marked with 을/를 and that thing is reserved is marked with 이/가.

Example Sentences

노래방에서 노래를 많이 예약했어요.

I reserved many songs at the karaoke room.

이미 많은 노래가 예약됐어요.

Many songs were already reserved.

다음 주에 스페인에 갈 거예요. 비싼 호텔을 예약했어요.

Next week I am going to Spain. I booked an expensive hotel.

호텔 방은 다 예약됐어요.

All of the hotel rooms are booked.

12-11. 새롭다 (to be new), 낡다 (to be old, battered, beat up)

새롭다

TYPE

≡ irregular

BASIC FORM

새로워

낡다

TYPE

regular

BASIC FORM

낡아

Since these are adjectives the thing they are describing is marked with 이/가.

Example Sentences

우리 학원의 책은 다 새로워요.

All of our academy books are new.

새로운 차를 사고 싶어요.

I want to buy a new car.

그 자전거는 정말 낡았어요.

This bicycle is really old (beat up).

이 도시에 낡은 차가 많아요.

There are many old cars in this city.

Special Information 특별 정보

Other ways to say "old"

Usage of 낡다 is limited to physical objects. It is similar to saying "beat up". If you are saying "old" for non-physical things such as "ideas" or "songs" OR are saying that something is old due to age then you can use 오래되다 to say "old".

Example Sentences

이 노래는 오래됐어요.

This song is old.

우리 엄마는 오래된 것을 좋아해요.

My mother likes old things.

Question and Answer

Each question is presented with several potential answers. To test your pronunciation, try to say each question and answer out loud before you click the sound button.

1

KOREAN Q: 결혼식장을 예약했어요?

A: 당연하지요! 결혼식장은 이미 예약됐어요.

A: 아니요. 시간이 없어서 아직 못했어요.

ENGLISH Q: Did you reserve the wedding hall?

A: Of course! The wedding hall has already been reserved.

A: No. I couldn't do it since I haven't had time.

2

KOREAN

Q: 저는 차를 샀어요. 어때요?

A: 와! 차가 비싸 보여요!

A: 제 차가 낡아서 저도 새로운 차를 사고 싶어요.

ENGLISH

Q: I bought a car. How is it?

A: Wow! The car looks expensive!

A: I also want to buy a new car since my car is old.

3

KOREAN

Q: 여행 준비를 했어요?

A: 네. 한달 동안 준비를 했어요.

A: 당연하죠!

A: 네. 다 준비했어요.

ENGLISH

Q: Have you prepared for your trip?

A: Yes. I prepared for a one month.

A: Of course!

A: Yes. I did all the preparations.

4

KOREAN

Q: 호텔방을 언제 예약 할 거예요?

A: 일 월에 이미 예약 했어요.

A: 다음 주까지 예약을 할 거예요.

ENGLISH

Q: When are you going to reserve the hotel room?

A: I already reserved it in January.

A: I will reserve it by next week.

KOREAN

5

Q: 제 남자친구 어때요?

A: 너무 어려 보여서 남동생 같아 보여요.

A: 정말 착해 보여요.

ENGLISH

Q: How is my boyfriend? (what do you think?)

A: Because he looks so young, he looks like your younger brother.

A: He really looks kind.

Additional Vocabulary


Vocabulary is very important to attaining fluency in Korean. The more words you know, the closer you will be to fluency!





















Group H: Medicines 약

▶ 아스피린	aspirin	noun
▶ 기침약	cough medicine	noun
▶ 연고	cream, ointment	noun
▶ 피임약	birth control	noun
▶ 처방전	prescription	noun
▶ 항생제	antibiotic	noun
▶ 백신	vaccine	noun
▶ 안약	eye drops	noun
▶ 알약	pill	noun
▶ 주사	injection, shot	noun

Lesson 13: But and However

New Words

By clicking on the  button, you can hear how each word is pronounced. Also you can CLICK any word, sentence, or phrase to hear other Korean voices.

Korean	English	Word Type
New words		
 떡볶이	spicy rice cake (stir fried)	noun
 바위	rock, stone	noun
 날	day	noun
 옛날	long time ago; the old days	noun
 관심	interest	noun
 언어	language	noun
 정치	politics	noun
 팬	fan (of singer, tv show etc)	noun
 차 키	car keys	noun
 대한민국 	Republic of Korea	noun
 북한	North Korea	noun
 ~번 출구	No. ~ exit (train stations etc)	noun
New verbs		
 가르치다	to teach	regular
 잊어버리다	to forget	regular
New adjectives		
 늦다	to be late	regular
 가볍다	to be light	≡ irregular
 무겁다	to be heavy	≡ irregular
 친절하다	to be kind	하다
 불친절하다	to be not kind	하다

Grammar and Usage

The Grammar and Usage sections of each lesson give you the building blocks necessary to properly speak Korean. Make sure that you read and understand each section.

13-1. 관심 (interest)

By combining 관심 with 있다 (to have) and 없다 (to not have) you can relay interest. The thing you are interested in or not is marked with 에.

Example Sentences

저는 언어에 관심이 있어요.

I have an interest in languages.

저는 스포츠에 관심이 없어요.

I have no interest in sports.

제 아버지는 옛날부터 정치에 많은 관심이 있어요.

My father has a lot of interest in politics from a long time ago.

13-2. ~마다 (every~)

By adding 마다 to the end of a time such as, hours, minutes, days, months, you can show the interval of a certain action.

Example Sentences

날마다 커피를 마셔요.

I drink coffee every day.

아침마다 공원에서 자전거를 타요.

Every morning I ride my bicycle in the park.

주말마다 집에서 야구를 봐요.

Every weekend I watch baseball at my house.

10 분마다 버스가 와요.

The bus comes every 10 minutes.

날마다 부모님한테 전화해요.

I call my parents everyday.

해마다 일본 여행을 해요.
I take a trip to Japan each and every year.

Example Conversation #1

KOREAN A: 요즘 왜 바빠요?
B: 요즘 저녁마다 한국어를 배우고 있어서 시간이 없어요.

ENGLISH A: Why are you busy these days?
B: I don't have time, because these days I have been studying Korean every evening.

13-3. ~지만 sentence connecting with “but” (verbs / adjectives)

In book 1 we learned SENTENCE 1. 하지만 (but, however) SENTENCE 2.
Using ~지만 directly with verbs and adjectives you can combine these into one sentence. First let's look at to make the first part of the sentence.

Examples (present tense) STEM 지만

가지만...
I go but...

춥지만...
It's cold but...

피곤하지만...
I am tired but...

비싸지만...
It's expensive but...

더럽지만...
It's dirty but...

아프지만...
It hurts but...

공부하지만...
I study but...

Examples (past tense) PAST TENSE STEM 지만

갔지만...

I went but...

추웠지만...

It was cold but...

피곤했지만...

I was tired but...

비쌌지만...

It was expensive but...

더러웠지만...

It was dirty but...

아팠지만...

It hurt but...

공부했지만...

I studied but...

Examples (other verb forms) STEM or PAST TENSE STEM 지만

가고 싶지만...

I want to go but...

춥지 않지만...

It's not cold but...

피곤하겠지만...

I will be tired but...

비싸지 않았지만...

It wasn't expensive but...

더러워지지만...

It will get dirty but...

아플 거지만...

It will hurt but...

공부하고 싶지 않지만
I don't want to study but...

The second part of the sentence is the same as what would follow 하지만.

Example Sentences

좋은 대학교에 가고 싶지만 돈이 없어요.
I want to go to a good college but I don't have any money.

밥을 먹었지만 아직 배고파요.
I ate rice, but I'm still hungry.

맛있는 음식이 많지만 먹지 않을 거예요.
There is lots of delicious food but I'm not going to eat it.

너를 사랑하지만 남자친구가 있어.
I love you but I have a boyfriend.

돈은 없지만 시간은 있어요.
I don't have money, but I have time.

작년에는 프랑스어를 공부하고 싶었지만 지금은 관심이 없어요.
She is a nice person but doesn't have any friends.

여자에는 관심이 없지만 차는 좋아해요.
I'm not interested in girls but I like cars..

음악에 관심이 있지만 노래방에 가고 싶지 않아요.
I'm interested in music but I don't want to go to the karaoke room.

13-4. ~지만 sentence connecting with “but” (nouns)

For nouns you can use 이다 and 아니다 connected with ~지만
The second part of the sentence is the same as what would follow 하지만.

Example Sentences

이것은 사탕이지만 별로 달지 않아요.
It's candy, but it isn't that sweet.

저는 싸이의 팬이 아니지만 가끔 싸이의 노래를 들어요.
I am not a fan of Psy, but I sometimes listen to Psy's songs.

그녀는 착한 사람이지만 친구가 없어요.
She is a nice person but doesn't have any friends.

오늘은 주말이 아니지만 일이 없어요.
Today isn't the weekend, but I don't have work.

13-5. Directions

쪽 means "direction", "side", "way" etc. when combined with other words. Its English translation changes to match what sounds more natural in English. For example in English you can say "left side of the TV" or "turn to the left direction" but the Korean would still always be 왼쪽.

Words that use 쪽	
Direction words	Flexible English translations
이쪽	this way, side, direction; here
그쪽	that way, side, direction; there
저쪽	that way, side, direction; over there
오른쪽	to the right; right side; right direction
왼쪽	to the left; left side; left direction
동쪽	east; east side; east direction
서쪽	west; west side; west direction
남쪽	south; south side; south direction
북쪽	north; north side; north direction
어느 쪽	which side?, which direction?

In addition to the words above you can add 쪽 after any of the location words that you already learned in book 1.

Location words + 쪽

Direction words	Flexible English translations
위쪽	on top, upper side, up direction
아래쪽	below, underneath, down direction, lower side
앞쪽	in front, front side, forward direction
뒤쪽	behind, back side, backward direction
옆쪽	the side, next

Example Sentences

차 키는 식탁 아래쪽에 있어요.

The car keys are under the dinner table.

저와 같이 춤을 춰요.

Dance with me.

저는 북쪽에 살아요.

I live on the north side.

새벽 3 시까지 클럽에서 춤을 췄어요.

I danced in the club until 3 in the morning.

북한은 한국 위쪽에 있어요.

North Korea is above South Korea.

춤을 잘 춰?

Do you dance well?

저쪽에 예쁜 꽃이 있어요.

There are beautiful flowers over there.

집 앞쪽에 편의점이 두 개 있어요.

There are 2 convenience stores in front of my house.

식당은 어느 쪽에 있어요?

Which direction is the restaurant.

The prior examples all use 에 to mark the direction. In the following examples we will use (으)로 to mark direction to mean "towards", and also we will use 에서 to mark "event location".

Example Sentences

오른쪽으로 가세요.

Go towards the right.

서쪽으로 갔지만 바다가 없었어요.

I went toward the west but there weren't any beaches.

뒤쪽에서 쉬세요.

Rest in the back.

회사 앞쪽으로 맛있는 식당이 있어요.

There is a delicious restaurant in front of the company.

서울쪽으로 운전하고 있어요.

I am driving towards Seoul.

10 (십)번 출구 왼쪽에서 먹고 싶어요.

I want to eat on the left side of exit

13-6. 가르치다 (to teach)

가르치다

TYPE

regular

BASIC FORM

가르쳐

The person or thing you are teaching is marked with 을/를. If a sentence has two objects, the thing being taught to a person is marked with 에게/한테.

Example Sentences

선생님이 학생을 가르쳤어요.

The teacher taught the student.

전화번호를 가르쳐 주세요.

Please give me your phone number.

우리 선생님은 매일 한국어를 가르치고 있어요.
Our teacher is teaching Korean everyday.

이번 월요일에 호주 친구에게 한국어를 가르칠 거예요.
This Monday I will teach my Australian friend Korean.

영어를 가르쳐 줘요.
Please teach me English.

13-7. 늦다 (to be late)

늦다

TYPE

regular

BASIC FORM

늦어

Example Sentences

시간이 늦었어요.

The time has gotten late.

오늘은 늦었지만 내일은 더 일찍 올 거예요.

I was late today, but I will come earlier tomorrow.

올해는 봄이 늦을 거예요.

Spring will be late this year.

시간이 늦어서 사람들이 별로 없어요.

It's late so there aren't many people.

제프가 늦었어요.

Jeff was late.

13-8. 잊어버리다 (to forget)

잊어버리다

TYPE

regular

BASIC FORM

잊어버려

The thing that is "forgot" is marked with the 을/를 object marker. NOTE:

잊어버리다 is not used to say "I forgot something at home". It's used for the mental process of forgetting. It is used to forget non-physical things.

Example Sentences

약속을 잊어버리지 마세요.
Don't forget our appointment.

그의 이름을 벌써 잊어버렸어요.
I already forgot his name.

저를 잊어버리세요.
Forget me.

박가영 씨랑 약속을 잊어버렸어요.
I forgot about the appointment with Gayoung Park.

친구의 생일을 잊어버려서 친구가 화가 났어요.
Since I forgot my friend's birthday, my friend got mad.

Special Information 특별 정보

Origins of 잊어버리다

잊다 means "to forget", but using the verb alone is not as common as using it in combination with 버리다 which means "to throw away". The addition of 버리다 doesn't change the meaning but changes the nuance. It can show that the action was unintentional, show slight regret or show that the action was completely done. In Korea out of habit most Koreans will use 잊어버리다 over just 잊다.

You will see BASIC verb form 버리다 with other verbs also.

잃다 (to lose) -> 잃어버리다 (to lose)
먹다 (to eat) -> 먹어 버리다 (to eat).

Example Sentences

생각 없이 사탕을 다 먹어 버렸어요.
Without thinking I ate all of the candy.

지갑을 잃어버렸어요.
I lost my wallet.

NOTE: 잃어버리다 and 잊어버리다 never have spaces as they are so commonly used, however other verb combinations will have a space before 버리다.

Example Sentences

친구랑 약속을 잊어버렸어요.

I forgot the appointment with my friend.

선생님 이름을 잊어버렸어요.

I forgot the teacher's name.

NOTE: You can forget to "bring your wallet" but you can't just forget your "wallet".

~~지갑을 잊어버렸어요.~~

~~I forgot my wallet.~~

Instead you could say:

Example Sentences

지갑을 가져오는 것을 잊어버렸어요.

I forgot to bring my wallet.

NOTE: We will learn how to make verb phrases like this in book 3 of this series. Sometimes you learn how to say something that sounds perfectly proper, and the grammar itself is also 100% correct. However, often culture or history makes certain phrases unnatural. For example, even though it's grammatically correct to say XXX 을 잊어버렸어요 (I forgot XXX), it's more natural that Koreans would say XXX 을 놓고왔어요 (I left XXX).

Example Sentences

집에서 지갑을 놓고왔어요.

I left my wallet at home.

13-9. 가볍다 (to be light)

가볍다

TYPE

≡ irregular

BASIC FORM

가벼워

Example Sentences

제 가방은 안 가벼워요.

My bag is not light.

이 아이가 진짜 가벼워요.

This child is very light.

이것은 정말 가벼워요.

This is very light.

더 가벼운 책이 없어요?

You don't have a lighter book?

빵이나 가벼운 음식을 먹고 싶어요.

I want to eat bread or some light food.

13-10. 무겁다 (to be heavy)

무겁다

TYPE

≡ irregular

BASIC FORM

무거워

Example Sentences

아, 무거워!

Ah, it's heavy!

그 물고기가 무거워요.

That fish is heavy.

피자를 너무 많이 먹어서 몸이 무거워졌어요.

My body got heavy because I ate too much pizza.

눈이 무거워졌어요.

My eyes became heavy.

저 바위는 진짜 무거워요.

That rock over there is really heavy.

13-11. 친절하다 (to be kind), 불친절하다 (to be unkind)

친절하다

TYPE

하다

BASIC FORM

친절해

불친절하다

TYPE

하다

BASIC FORM

불친절해

Example Sentences

민서 씨는 정말 친절한 사람이에요.

Minseo is a very kind person.

캐나다 사람들은 친절해요.

Canadians are kind.

친절한 선생님을 좋아해요.

I like the nice teacher.

그 사람이 불친절해요.

That person is unkind.

아빠가 저에게 불친절해요.

Dad is unkind to me.

Question and Answer

Each question is presented with several potential answers. To test your pronunciation, try to say each question and answer out loud before you click the sound button.

1

Q: 주말마다 뭐해요?

A: 보통 집에서 티비를 봐요.

A: 요즘 날씨가 따뜻해서 공원에서 농구를 해요.

A: 주말마다 항상 피곤하지만 산에 가요.

KOREAN

Q: What do you do every weekend?

ENGLISH A: I normally watch TV at my house.

A: These days since the weather is warm, I play basketball in the park.

A: Every weekend I am tired but I go to the mountain.

2

KOREAN Q: 무슨 스포츠에 관심이 있어요?

A: 저는 스포츠에 관심이 없어요.

A: 스포츠를 다 좋아해요.

ENGLISH Q: What sports do you have interest in?

A: I have no interest in sports.

A: I like all sports.

3

KOREAN Q: 사장님이 왜 화가났어요?

A: 어제 미팅에 늦어서 화가났어요.

A: 제가 우리 회사에서 제일 중요한 손님 이름을 잊어버렸어요.

ENGLISH Q: What was the boss mad?

A: Because I was late to the meeting yesterday he was mad.

A: I forgot the name of our company's most important customer.

4

KOREAN Q: 차키는 어디에 있어요?

A: 냉장고 오른쪽에 있어요.

A: 어제 밤에 소파 위쪽에서 봤어요.

ENGLISH Q: Where are the car keys?

A: There are on the right side of the refridgerator.

A: Last night I saw them on the top of the sofa.

5

- KOREAN**
- Q: 오늘 회사 앞 새로운 식당에 같이 가고 싶어요?
A: 어제 갔었어요. 떡볶이가 맛있었어요.
A: 아니요. 그 식당에는 맛있는 음식이 많아요.
A: 종업원이 너무 불친절해서 가고 싶지 않아요.

Q: Do you want to go together to the new restaurant in front of the company?

- ENGLISH**
- A: I went yesterday. The spicy rice cakes were delicious.
A: No. There are a lot of bad tasting food at that restaurant.
A: I don't want to go because the workers are too unfriendly.

Additional Vocabulary


Vocabulary is very important to attaining fluency in Korean. The more words you know, the closer you will be to fluency!












Group I: Education 교육








▶ 교육	education	noun
▶ 교수님	professor	noun
▶ 학원	private academy, academy	noun
▶ 학기	semester	noun
▶ 점수	score, grade	noun
▶ 전공	major	noun
▶ 부전공	minor	noun
▶ 유학	studying abroad	noun
▶ 휴학	leave of absence from school	noun
▶ 토익	TOEIC (a test of English proficiency)	noun





Lesson 14: And Combinations

New Words

By clicking on the  button, you can hear how each word is pronounced. Also you can CLICK any word, sentence, or phrase to hear other Korean voices.

Korean	English	Word Type
New words		
 안전벨트	safety belt (seat belt)	noun
 짐	luggage, baggage	noun
 회의	business meeting	noun
 편견	prejudice, bias	noun
 운전면허증	driver's license	noun
 국제	international	noun
 클럽	night club, club	noun
 목걸이	necklace	noun
 귀걸이	earrings	noun
 인터넷	internet	noun
 연결	connection	noun

New verbs		
 죽다	to die	regular
 돌아가시다	to pass away	regular
 태어나다	to be born	regular
 들다	to carry, hold, lift, raise	≡ irregular
 가지다	to have, to hold	regular
 춤을 추다	to dance	regular
 노래를 부르다	to sing a song	≡ irregular

New adjectives		
 편하다	to be comfortable, convenient	하다
 불편하다	to be uncomfortable, inconvenient	하다
 아름답다	to be beautiful	≡ irregular
 느리다	to be slow	regular

Grammar and Usage

The Grammar and Usage sections of each lesson give you the building blocks necessary to properly speak Korean. Make sure that you read and understand each section.

14-1. ~고 (and~) multiple actions

When saying multiple actions in one sentence they are connected using ~고. Usage is similar to 그리고 except instead of multiple sentences we will join them into one. Time and order of the actions is not relevant with

Verb Tense

The tense (past, present, future) of the FINAL verb determines the tense of the every ~고 verb in the statement. This rule applies no matter how many verbs there are prior to the final verb. You can change the tense of the ~고 verbs but it's not required.

In the sentences below notice that 먹고 (eat and then) never changes in Korean, however the English tense changes to match the final verb.

Example Sentences

먹고 갈 거예요.

I will eat and go.

먹고 갔어요.

I ate and went.

먹고 가고 싶어요.

I want to eat and go.

먹고 가자.

Let's eat and go.

Verb Polarity

The polarity (positive / negative) of the successive actions can change independently for each verb but the tense of the final verb is the tense for all.

Example Sentences

먹지 않고 갈 거예요.

I will go without eating.

먹지 않고 갔어요.

I went without eating.

먹지 않고 가고 싶어요.

I want to go without eating.

먹지 않고 가자.

Let's go without eating.

You can think of the ~고 as acting like the comma does in English. Just like in English the comma is important, so is the ~고 important in Korean.

Example Sentences

점심을 먹고 쇼핑을 하고 도서관에 갈 거예요

I will eat lunch, go shopping, and go to the library.

운동을 하고 물을 많이 마시고 아침을 먹고 학교에 갔어요.

I exercised, drank a lot of water, ate breakfast, and went to school.

매일 숙제를 하고 친구에게 문자를 보내고 학교에 가요.

Everyday I do my homework, text my friends, and go to school.

Example Sentences

아침에 밥을 먹고 운동했어요.

In the morning I ate and exercised in the morning.

여자친구가 이유 없이 화를 내고 약속을 깬어요.

My girlfriend got mad for no reason and broke our plans (appointment).

수업이 끝나고 친구를 기다리고 있어요.

Class ended and I am waiting for my friends.

저는 꼭 안전벨트를 하고 운전해요.

I always (definitely) wear my seatbelt and drive.

남자친구랑 손을 잡고 걸었어요.

I held my boyfriend's and walked.

파티에 가지 않고 집에 돌아갔어요.
I didn't go the party and returned home.

다섯 시간 동안 쉬지 않고 친구랑 이야기했어요.
Without taking a break for 5 hours I talked with my friend.

14-2. 죽다 (die), 돌아가시다 (pass away), 태어나다 (be born)

죽다

TYPE

regular

BASIC FORM

죽어

돌아가시다

TYPE

regular

BASIC FORM

태어나다

TYPE

regular

BASIC FORM

English and Korean both have many ways to say "to die". English has "passed away" and Korean similarly has 돌아가시다 (to return) which is a very respectful version of 돌아가다 (to return). There are MANY more ways but we are going to focus on the simple and direct 죽다 (to die).

Example Sentences

우리 강아지가 죽어서 슬퍼요.
Our puppy died so I am sad.

우리 할아버지는 1998 년에 돌아가셨어요.
My grandfather passed away in 1998.

지난해 일월에 남동생이 태어났어요.
My younger brother was born last year in January.

아이가 언제 태어날 거예요?
When will the baby be born?

100 살까지 죽고 싶지 않아요.
I don't want to die until 100 years old.

14-3. 들다 (to carry, to hold, to lift, to raise)

들다

TYPE

≡ irregular

BASIC FORM

들어

The item that is being held or lifted is marked with 을/를 object marker.
NOTE: 들다 has MANY other meanings that we will introduce later.

Example Sentences

여자친구의 가방을 들고 있어요.
I am holding my girlfriend's bag.

무거운 짐을 들고 싶지 않아요.
I don't want to carry heavy baggage.

회의에 명함을 들고 오세요.
Come with your business cards to the meeting.

질문이 있어서 손을 들었어요.
Because I had a question I raised my hand.

부끄러워서 얼굴을 못 들었어요.
I couldn't raise my head (face) I was so embarrassed.

Special Information 특별 정보

≡ irregular conjugation note

Normally to make future tense for verb stems with 받침 you just add 을 (받다 ◇ 받을) and without 받침 you add ≡ (가다 ◇ 갈). However, with ≡ irregular since they already have ≡ you just leave them as is and don't add 을 (들다 ◇ 들).

Example Sentences

들 거예요.
I will carry it.

들 수 없어요.
I can't carry it.

14-4. 가지다 (to hold / carry / possess)

가지다

TYPE

regular

BASIC FORM

가져

가지다 can be used to say you "have" or are "carrying" something. It can be used to have physical and non-physical things such as prejudice.

가지다 is similar in many ways to 있다 except that 가지다 is used when expressing that the item you "have" is with you right now.

Example Sentences

운전면허증을 가지고 있어요?

Are you carrying (do you have) your driver's license?

저는 중국어에 관심을 가지고 있어요.

I have an interest in Chinese.

현금을 얼마 가지고 있어요?

How much cash do you have on you?

사장님은 처음에 저에게 편견을 가지고 있었어요.

The president (of the company) had a prejudice against me at first.

집에서 삼각김밥을 가지고 공원에 갔어요.

I carried triangle-shaped gimbap from my house and went to the park.

14-5. 춤을 추다 (to dance)

춤 추실래요?

Do you want to dance?.

건강을 유지하기 위해 그들은 춤을 추러 갑니다.

To keep fit they go dancing..

13 세기에 유럽 전역에는 춤추는 곰들이 있었습니다.

All of Europe had dancing bears during the 13th century.

14-6. 노래를 부르다 (to sing a song)

노래를 부르다

TYPE

르 irregular

BASIC FORM

춤을 추다

literally means "dance a dance". There are other interested verbs like this in Korean such as 꿈을 꾸다 "dream a dream". The usage is simple.

Example Sentences

노래방에서 노래를 많이 불렀어요.

I sang many songs at Karaoke.

박민수 씨와 같이 춤을 추고 노래를 부르고 싶어요.

I want to dance and sing with Minsu Park.

한국어를 아직 잘 못해서 한국어로 노래를 못 불러요.

Because I still can't speak Korean well, I can't sing in Korean.

14-7. 편하다 (to be comfortable, convenient) , 불편하다 (to be uncomfortable, inconvenient)

편하다

TYPE

하다

BASIC FORM

편해

불편하다

TYPE

하다

BASIC FORM

불편해

Example Sentences

이 의자는 편해요.

This chair is comfortable.

지난달에 편한 침대를 샀어요.

Last month I bought a comfortable bed.

어느 시간이 편하세요?

Which time is convenient for you?

지금 핸드폰이 없어서 진짜 불편해요.

It's really inconvenient because I don't have a cell phone now.

불편한 소파에서 자서 몸이 아파요.

Because I slept on an uncomfortable sofa my body hurts.

14-8. Multiple adjectives in one sentence ~고 (and)

If you want to describe an object with multiple adjectives then we can string them together using the ~고 (and) form. You shouldn't mix positive adjectives with negative. In that case you should use ~지만 to say "slow but cheap" etc.

Example Sentences

떡볶이는 맵고 달아요.

Spicy rice cakes are spicy and sweet.

제 자전거는 빠르고 편해요.

My bicycle is fast and comfortable.

이 핸드폰은 비싸고 무거워요.

This cellphone is expensive and heavy.

한국의 지하철은 편하고 싸요.

Korea's subway is convenient and cheap.

이 노래방은 시끄럽고 비싸요.

This karaoke room is loud and expensive.

이 편의점은 편하고 가까워요.

This convenience store is convenient and close.

14-9. 아름답다 (to be beautiful)

아름답다

TYPE

≡ irregular

BASIC FORM

You will hear 아름다다 in just about every KPOP song it seems. It's a ㅁ irregular adjective so remember the ㅁ changes to 워.

Example Sentences

한국 산은 아름다워요.

Korean mountains are beautiful.

한국 여자가 제일 아름다워요.

Korean girls are the most beautiful.

남자 친구가 저에게 아주 아름다운 목걸이와 귀걸이를 사 주었어요.

My boyfriend bought a very beautiful necklace and earrings for me.

14-10. 느리다 (to be slow)

느리다

TYPE

regular

BASIC FORM

느려

The opposite of 느리다 is 빠르다 (to be fast).

Example Sentences

이 비행기는 너무 느려요.

This airplane is too slow.

택시가 느렸지만 회의에 늦지 않았어요.

Since the taxi was slow but I wasn't late to the meeting.

인터넷 연결이 느려서 일을 못 했어요.

Because the internet connection was slow I couldn't do my work.

14-11. Particle 도 review and expansion

In simple usage we know that 도 is used to say "also" when coming after a noun. It can be used multiple times in a sentence to say things such as 이것도, 이것도, 이것 (this, this, and also this).

When you have 하다 verb or a verb phrase that contains an 을/를 such as 노래를 부르다 then it's common to see 을/를 being replaced with. 도 This is especially common in sentences with multiple actions.

Example Sentences

밥도 먹고 아이스크림도 먹었어요.

I ate dinner and I also ate ice cream.

노래도 부르고 공부도 했어요.

I sang songs and also studied.

수영도 하고 맛있는 것도 많이 먹었어요.

I swam and also ate many delicious things.

Question and Answer

Each question is presented with several potential answers. To test your pronunciation, try to say each question and answer out loud before you click the sound button.

1

KOREAN Q: 오늘 어때요?

A: 어제 노래방에서 5 시간 동안 춤을 추고 노래를 불러서 몸이 아파요.

A: 어제 할아버지가 돌아가셔서 마음이 너무 아파요.

ENGLISH Q: How are you today?

A: Yesterday I danced and sang for 5 hours so my body hurts.

A: My heart hurts because yesterday my grandfather passed away.

2

KOREAN Q: 어제 잘 잤어요?

A: 침대가 불편해서 잘 못잤어요.

A: 꿈 속에서 빅뱅을 만나서 진짜 행복했어요.

ENGLISH Q: Did you sleep well yesterday?

A: I didn't sleep well because my bed is uncomfortable.

A: I was really happy because I met Big Bang in my dream.

3

KOREAN

Q: 운전면허증을 가지고 왔어요?

A: 아니요. 어제 클럽에서 잃어버렸어요.

A: 네. 하지만 국제 운전면허증이 아니에요.

ENGLISH

Q: Do you bring your license?

A: No. Yesterday I lost it at the club.

A: Yes. However it's not an international driver's license.

4

KOREAN

Q: 오늘 밤에 약속이 있어요?

A: 여동생이 태어나서 병원에 가요.

A: 밥을 먹고 쇼핑을 할 거예요. 귀걸이와 목걸이도 살 거예요.

A: 우리 고양이가 죽어서 집에 돌아가요.

ENGLISH

Q: Do you have plans this evening?

A: My younger sister was born so I am going to the hospital.

A: I will eat and go shopping. I will buy earrings and a necklace.

A: Our cat died so I will return home.

5

KOREAN

Q: 새로운 사무실에 인터넷을 연결했어요?

A: 아직 연결하지 못했어요. 그래서 너무 불편해요.

A: 이미 연결도 하고 돈도 냈어요. 하지만 너무 느려요.

ENGLISH

Q: Did you connect the new office to the internet?

A: I haven't been able to connect it yet. So it's really inconvenient.

A: I already connected it and also paid the money. However, it's really slow.

Additional Vocabulary

Vocabulary is very important to attaining fluency in Korean. The more words you know, the closer you will be to fluency!

Group J: Hobbies 취미


▶ 취미	hobby	noun
▶ 기타	guitar	noun
▶ 예술	art	noun
▶ 연극	play (theater)	noun
▶ 낚시	fishing	noun
▶ 등산	hiking	noun
▶ 만화책	comic book	noun
▶ 골프	golf	noun
▶ 스쿠버 다이빙	scuba diving	noun
▶ 캠핑	camping	noun
















Group K: Foreign names 외국인의 이름

▶ 리드	Reed	noun
▶ 제시	Jessie	noun
▶ 조지	George	noun
▶ 대니	Danny	noun
▶ 제니퍼	Jennifer	noun
▶ 요코	Yoko	noun
▶ 에밀리	Emily	noun

Lesson 15: Korean Contractions

New Words

By clicking on the  button, you can hear how each word is pronounced. Also you can CLICK any word, sentence, or phrase to hear other Korean voices.

Korean	English	Word Type
New words		
 술	alcohol, liquor	noun
 낮잠	nap	noun
 아르바이트	part time job	noun
 빵	bread	noun
 빵집	bakery	noun
 고깃집	barbecue restaurant	noun
 회사원	employee, company worker	noun
 티켓 	tickets	noun
 농담	a joke	noun
 아이고 	oh my!, goodness!, ouch!	noun
 와!	wow!	noun
New verbs		
 아르바이트하다	to do a part-time job	하다
 구경하다	to go sightseeing, to watch	하다
 잠을 자다	to sleep	regular
 울다	to cry	≡ irregular
 웃다	to laugh	regular
 없어지다	to disappear, to run out	regular
New adjectives		
 키가 작다	to be short	regular
 키가 크다	to be tall	regular

Grammar and Usage

The Grammar and Usage sections of each lesson give you the building blocks necessary to properly speak Korean. Make sure that you read and understand each section.

15-1. Common Korean contractions

Koreans like to shorten things when possible. The most common type of shortening is the combining of words and the following particle.

Korean Contractions		
Full	Contracted	Meaning
무엇을	뭘	what
뭐를	뭘	what
저는	전	I (polite)
나는	난	I (casual)
너는	넌	you (casual)
에는	엔	to (stressed)
에서는	에선	in, on, at (stressed)
이것은	이건	this
그것은	그건	that
이것이	이게	this
그것이	그게	that
것이	게	thing (many uses in grammar)
것을	걸	thing
에서	서	in, on, at (shortened form)
우리는	우린	us

Example Sentences

뭘 먹고 싶어요?

What do you want to eat?

전 내년에 한국에 가고 싶어요.

I want to go to Korea next year.

이게 뭐예요?

What is this?

어디를 구경하고 싶어요?

Where do you want to sightsee?

한국에는 차가 많아요.

In Korea there are many cars.

이건 얼마예요?

How much is this?

그걸 저에게 사 주세요.

Buy this for me.

15-2. 아르바이트하다 (to do a part-time job)

아르바이트하다

TYPE

하다

BASIC FORM

아르바이트 comes from the German word "Arbeit" which means "work". In Korea 아르바이트 just means part-time work. Remember that 하다 verbs can sometimes have the 을/를 particle, but it's not always necessary.

Example Sentences

박민수 씨는 편의점에서 아르바이트를 해요.

Minsoo Park is doing a part-time job at a convenience store.

옛날에 전 빵집에서 아르바이트했어요.

A long time ago I did part-time work at a bakery.

15-3. 구경하다 (to go sightseeing)

구경하다

TYPE

하다

BASIC FORM

구경해

The place you will sight-see is marked with object marker 을/를. 구경 by itself means "sightseeing".

Example Sentences

우리는 라스베가스를 구경하고 싶어요.
We want to go sightseeing in Las Vegas.

중국에 가서 만리장성을 구경했어요.
I went to China and went sightseeing at the great wall.

넌 어디를 구경하고 싶어?
Where do you want to go sightseeing?

15-4. 잠을 자다 (to sleep)

잠을 자다

TYPE

regular

BASIC FORM

잠을 자

잠 itself means "sleep" so it's sort of weird to say "sleep a sleep". It's maybe just as weird as "sing a song" but nonetheless 잠을 자다 is used in the same way just 자다 (to sleep) is. Other words can replace 잠 in the phrase to make other verbs:.

낮잠을 자다	to take a nap
늦잠을 자다	to oversleep

Look at that! Three verbs for the price of one!.

Example Sentences

전 피곤해서 낮잠을 잤어요.
Because I was tired I took a nap.

어젯밤에 너무 늦게 자서 오늘 늦잠을 잤어요.
Because I slept too late yesterday night, today I overslept.

보통 몇 시에 잠을 자요?
What time do you normally sleep?

15-5. 울다 (to cry), 웃다 (to laugh)

울다

TYPE

≡ irregular

BASIC FORM

울어

웃다

TYPE

regular

BASIC FORM

웃어

Example Sentences

왜 울어요?

Why are you crying?

울지 마세요!

Don't cry!

영화가 재미있어서 계속 웃었어요.

Because the movie was funny, I laughed continuously.

너무 많이 웃어서 배가 아파요.

I laughed so much my stomach hurts.

15-6. 없어지다 (to disappear, be missing, to run out)

없어지다

TYPE

regular

BASIC FORM

In section 7-4 we learned how to combine adjectives with ~지다 to say "becoming cold" or "becoming hot" etc. 없어지다 is similar in that it means something has "become not there". It is gone now. 없어지다 is used also just to say "there is no more" also.

Example Sentences

어제 책상위에 펜이 있었지만 오늘 없어졌어요.

There was a pen on the desk yesterday, but today it's gone.

오늘 아침에 제 지갑이 없어졌어요.
This morning, my wallet was missing.

우리 개가 없어진 제 가방을 찾았어요.
Our dog found my missing bag.

배고 파서 힘이 없어졌어요.
Because I am hungry I have no more power.

15-7. 키가 작다 (to be short), 키가 크다 (to be tall)

키가 작다

TYPE

regular

BASIC FORM

키가 작아

키가 크다

TYPE

regular

BASIC FORM

키가 커

Example Sentences

농구 선수는 거의 다 키가 커요.
Almost all basketball players are tall.

우리 남동생은 키가 작아요.
My younger brother is short.

저는 키가 커서 자주 머리를 부딪혀요.
Since I am tall I often bump my head.

키가 작은 남자랑 데이트를 하고 싶지 않아요.
I don't want to date short men.

15-8. Korean sentence ending ~네요

By now you have mostly likely already heard a phrase ending with ~네요. If you say even one thing in Korean many Koreans will response with 한국어 잘 하시네요! (Your Korean is good!).

This phrase is made with 하다 verb in a high level polite form plus the ~네요

ending. The 네요 can have the following nuances:

1. ~네요 shows the speaker is surprised at the situation.
2. ~네요 is used when the speaker realizes, hears, or feels a certain situation. For example they walk outside and realize it's cold. They would say: 춥네요! (Wow it's cold!)
3. ~네요 is used to soften how a sound feels. It's similar to saying "It sure is cold. " instead of just "It's cold".

To make this form you just add 네요 to the normal or past tense verb stem.

Example Sentences

오늘은 덥네요.

Today sure is hot.

그는 키가 크네요.

He sure is tall.

보통은 한 시간 걸리지만 오늘은 두 시간 걸렸네요!

Normally it takes 1 hour, but it took 2 hours!

올해부터 학비가 비싸지네요!

From this year tuition really got expensive.

갑자기 비가 왔네요.

All of a sudden it started raining.

한국어는 정말 어렵네요.

Korean is so difficult.

선생님, 오늘 예쁘네요.

Teacher, you are so pretty today.

15-9. (으)ㄹ 게요 I'll do it!

We will use 하다 (to do) in to make this explanation easier to see.

할게요 is similar to 할 거예요 in the fact that you use it to say "I will do".

Unique Features of 할게요.

1. 할게요 is more definite and often includes a "promise" that it will be done.

2. You only use 할게요 about an action that you will do. * never other people

3. You can't make 할게요 into a question. Read rule #2.

4. 할게요 is said in response to a situation and isn't said as an opening line.

Ex 1) Someone is washing dishes. You offer to help. "I'll do them".

Ex 2) Someone needs a drink. You offer to buy one. "I'll buy one".

5. 할게요 is often used when saying you will do something for someone else's benefit. It's also often used with ~주다 verbs (section 6-3) to say 해줄게. In some cases, 해줄게 sounds more natural. Everyone will understand if you use 할게 instead 해줄게 as the meaning is similar.

Example Conversation #1

KOREAN A: 아이고... 숙제가 어려워서 못 하겠네요!

B: 제가 같이 해 줄게요!

A: 진짜요? 고마워요!

ENGLISH A: Oh... I won't be able to do the homework it's so hard!

B: I'll do it with you!

A: Really? Thank you!

Example Conversation #2

KOREAN A: 현금과 카드를 잃어버렸어요.

B: 제가 내 줄게요.

A: 와! 너무 친절하네요!

ENGLISH A: I lost my cash and cards.

B: I'll pay for you.

A: Wow! You are so kind!

Example Conversation #3

KOREAN A: 우리 언제 저녁을 같이 먹을까요?

B: 다음 주는 어때요?

A: 내일 연락할게요.

ENGLISH A: When shall we eat dinner together?

B: What about next week?

A: I'll contact you tomorrow.

Question and Answer

1

KOREAN Q: 언제부터 아르바이트를 시작했어요?

A: 지난달부터 시작했어요.

A: 빵집 아르바이트는 오늘부터 시작했어요.

ENGLISH

Q: From when did you start your part time job?

A: I started it from last month.

A: I started my bakery part time job from today.

2

KOREAN Q: 이번 콘서트에 갔어요?

A: 티켓이 없어서 티비로 구경했어요.

A: 네. 가수의 키가 정말 컸어요.

A: 당연하죠! 너무 좋아서 계속 울었어요.

ENGLISH

Q: 당연하죠! 너무 좋아서 계속 울었어요.

A: Did you go to the concert this time?

A: Since there weren't tickets, I saw it on TV.

A: Of course! It was so good I kept on crying.

3

KOREAN Q: 오늘 낮잠을 잤어요?

A: 너무 피곤해서 3 시간 동안 낮잠을 잤어요.

A: 아니요. 숙제가 많아서 안 잤어요.

ENGLISH

Q: Did you take a nap today?

A: Because I was so tired, I napped for 3 hours.

A: No. I didn't sleep because I had a lot of homework.

4

KOREAN Q: 오늘 저녁 같이 먹고 싶어요?
 A: 그래요. 가벼운 음식이 좋아요.
 A: 아이고! 오늘은 약속이 이미 있어요.
 A: 좋아요. 고깃집에 갑시다.

Q: Tonight do you want to eat together?

ENGLISH A: Ok. Light food would be good.
 A: Oh man! I already have plans tonight.
 A: Good. Let's go to a barbecue restaurant.

5

KOREAN Q: 저 여자는 왜 울어요?
 A: 아침에 강아지가 없어져서 울어요.
 A: 아버지가 돌아가셔서 어제부터 계속 울었어요.

Q: Why is that girl over there crying?

ENGLISH A: In the morning her dog disappeared so she is crying.
 A: She's been continually crying since yesterday since her father passed away.


Additional Vocabulary














Group L: Shapes 모양

▶ 모양	shape	noun
▶ 원	circle	noun
▶ 삼각(형)	triangle	noun
▶ 사각(형)	square	noun
▶ 오각형	pentagon	noun
▶ 육각형	hexagon	noun
▶ 직사각형	rectangle	noun

Lesson 16: Directly Modifying

New Words

By clicking on the  button, you can hear how each word is pronounced. Also you can CLICK any word, sentence, or phrase to hear other Korean voices.

Korean	English	Word Type
New words		
 물건	item; product	noun
 제목	title, name	noun
 지난번	last time	noun
 이번	this time	noun
 다음 번	next time	noun
 방법	method	noun
 그런데	but, however	noun
 근데	(short for 그런데)	noun
 선수	player	noun
 그날	that day	noun
New adjectives		
 유명하다	to be famous	하다
New verbs		
 팔다	to sell	≡ irregular
 나오다	to come out	regular
 찾다	to find	regular
 찾아보다	to look for, to search	regular
 입다	to wear, to put on	regular
 유행하다	to be in fashion, trending	하다
 찍다	to take a picture or film, to dip	regular

Grammar and Usage

The Grammar and Usage sections of each lesson give you the building blocks necessary to properly speak Korean. Make sure that you read and understand each section.

16-1. Overview of directly modifying with verbs

Directly modifying with verbs is one of the most powerful grammar structures. It's important to know how English works to understand what we are trying to accomplish in Korean. In English with two sentences we can say:

I watched a movie yesterday. It was interesting.

We have "indirectly described" the movie in the second sentence. We can "directly modify" in just one powerful sentence.

The movie that I watched yesterday was interesting.

English uses "that" immediately after the item we are directly modifying.

(past)	The movie <u>that</u> I watched is interesting.
(present)	The movie <u>that</u> I am watching is interesting.
(future)	The movie <u>that</u> I will watch is interesting.

Korean and English change the verb tense, but in Korean the verb always comes IMMEDIATELY before the item. In English it would look like this:

(past)	The <i>watched</i> movie is interesting.
(present)	The <i>am watching</i> movie is interesting.
(future)	The <i>will watch</i> movie is interesting.

Now that you understand direct modifying we can learn it in Korean.

16-2. (으) Directly modifying verbs (future tense)

We will start with future tense as you know it so well. Simply remove 거예요 from future tense then add a noun after it.

Future Tense	Future Tense Direct Modifier Form
할 거예요	할
먹을 거예요	먹을

Example Sentences

먹을 음식
the food I will eat

갈 도시
the city I will go

운전할 차
the car I will drive

쓸 핸드폰
the cell phone I will use

읽을 책
the book I will read

Once we have a directly modified noun we can plug it into any sentence as if it was a simple noun.

Example Sentences

오늘 먹을 음식은 불고기예요.
The food we will eat is bulgogi.

제가 갈 도시는 커요.
The city I will go is big.

제가 운전할 차는 빨라요.
The car I will drive is fast.

제가 쓸 핸드폰은 내일 도착해요.
The cell phone I will use arrives tomorrow.

제가 읽을 책은 어려워요.
The book I will read is difficult.

Let's look at some more involved sentences using direct modifying future.

Example Sentences

이건 여자 친구에게 줄 선물이에요.

This is the gift I will give to my girlfriend.

만날 사람이 있어서 명동에 가요.

I'm going to Myeong-dong because there is someone I'm going to meet.

도서관에는 읽을 책이 많아요.

There are lots of books I'll read in the library.

내일 아침에 먹을 빵을 이미 샀어요.

I already bought the bread that I'll eat tomorrow morning.

같이 놀 친구가 없어요.

I don't have a friend who will hang out with me.

16-3. ~는 Directly modifying verbs (present tense)

VERB STEM 는 is how you make the present tense direct modifier.

Future Tense	Present Tense Direct Modifier Form
하다	하는
먹다	먹는

Let's reuse the items from the last section to see how they change.

Example Sentences

먹는 음식

the food I am eating

가는 도시

the city I am on the way to

운전하는 차

the car I am driving

쓰는 핸드폰

the cell phone I am using

읽는 책

the book I am reading

Example Sentences

제가 먹는 음식은 짜요.

The food I am eating is salty.

제가 가는 도시는 커요.

The city I am on the way to is big.

제가 운전하는 차는 빨라요.

The car I am driving is fast.

제가 쓰는 핸드폰은 아이폰이에요.

The cell phone I am using is an iPhone.

제가 읽는 책은 어려워요.

The book I am reading is difficult.

16-4. Doing now VS habitual activities

The present tense direct modifier form (하는, 먹는 etc) has two possible meanings based on context. This can lead to some ambiguity.

The following sentence can have two completely different meanings.

제가 먹는 음식은 비싸요.

The food I am eating is expensive. (doing now)

The food I eat is expensive. (habitual).

This can be a problem when you are trying to say a specific thing. There are ways to FORCE the 하는, 먹는 verbs into the form you want.

Method 1: Word context

Force to DOING NOW

By adding words like 지금 (now) you can force the sentence into "doing now" form.

Example Sentence

제가 지금 먹는 음식은 비싸요.

The food I am eating now is expensive.

Force to HABITUAL

Using words like 항상 (always) or 보통 (normally) you can force the sentence into "habitual" form.

Example Sentences

제가 항상 먹는 음식은 비싸요.

The food I always eat is expensive.

제가 보통 먹는 음식은 비싸요.

The food I normally eat is expensive.

Method 2: Verb Tense

Force to DOING NOW

We can also change the tense of the verb to the ~고 있다 form to force it to always be "doing now" form without any ambiguity.

Example Sentence

제가 먹고 있는 음식은 비싸요.

The food I am eating is expensive.

16-5. ~(으)ㄴ Directly modifying verbs (past tense)

Past tense direct modifier form is made JUST like future tense except that instead of ㄹ you use ㄴ in its place.

Future Tense	Past Tense Direct Modifier Form
할 거예요	한
먹을 거예요	먹은

Example Sentences

먹은 음식

the food I ate

간 도시

the city I went to

운전한 차

the car I drove

쓴 핸드폰
the cell phone I used

읽은 책
the book I read

Note: In English we like to use past tense with both the *direct modifier* and the following *adjective / noun* since it sounds more natural. The same is true for Korean. So to sound more natural we will use past tense in both cases.

Example Sentences

제가 먹은 음식은 짝어요.
The food I ate was salty.

제가 간 도시는 컷어요.
The city I went to was big.

제가 운전한 차는 빨랐어요.
The car I drove was fast.

제가 쓴 핸드폰은 낡았어요.
The cell phone I used was old.

제가 읽은 책은 무서웠어요.
The book I read was scary.

Here are some more complicated examples using past tense direct modifiers.

Example Conversation #1

KOREAN
A: 화요일에 백화점에서 산 물건은 어디에 있어요?
B: 그날 산 것을 다 잃어버렸어요.
A: 진짜요? 슬프네요.

ENGLISH
A: Where are the items you bought at the department store on Tuesday?
B: I lost all of the things I bought that day.
A: Oh really? That sure is sad.

Example Conversation #2

A: 어떤 남자하고 결혼하고 싶어요?
 B: 마음이 따뜻한 남자하고 결혼하고 싶어요.

A: What type of man do you want to marry?
 B: I want to marry a warm hearted man.

16-6. Putting it all together for direct modifiers

When there is a 받침 on the verb then you just add 을 (future), 는 (present), 은 (past) to the stem.



When there isn't a 받침 on the verb then you just attach ㄹ (future), or ㄴ (past) to the stem. Notice that with present tense 는 is added regardless of if there is a 받침 or not.



Example Sentences

제가 읽은 책의 제목은 모비딕이에요.
 The title of the book I read is Moby Dick.

제가 읽을 책의 제목은 모비딕이에요.
 The title of the book I will read is Moby Dick.

제가 읽는 책의 제목은 모비딕이에요.
The title of the book I am reading is Moby Dick.

Special Information 특별 정보

Adjectives VS Nouns

Prior to learning direct modifying with verbs, in book 1 we learned how to direct modify with adjectives. Adjectives do not direct modify in the "future" and "past" and ONLY use the present to describe the state of an object.

After learning how to directly modify with verbs it's easy to mistake adjectives in direct modifier form as past tense since the (으)ㄴ pattern is used.

Example Sentences

비싼 차
expensive car

작은 고양이
small cat

매운 음식
spicy food

나쁜 사람
bad person

예쁜 여자
beautiful girl

Also remember that adjectives with 있다 and 없다 in them such as 재미있다, 맛있다, 재미없다, 맛없다 just add 는 to the verb stem.

Example Sentences

재미있는 영화
an interesting movie

맛없는 음식
tasteless food

재미없는 이야기
uninteresting story

맛있는 고기
delicious meat

16-7. 유명하다 (to be famous)

유명하다

TYPE

하다

BASIC FORM

유명해

Example Sentences

싸이는 미국에서도 유명해요.
PSY is famous in America also.

브라질에는 유명한 축구 선수가 많아요.
In Brazil there are many famous soccer players.

제주도는 바다가 유명해서 사람들이 여름에 많이 가요.
Jeju Island beaches are famous so in the summer many people go.

16-8. 팔다 (to sell)

팔다

TYPE

≡ irregular

BASIC FORM

팔아

The item being sold is marked with the 을/를 object marker.

Example Sentences

커피숍에서 케이크도 팔아요.
Coffee shops also sell cakes too.

그 CD 는 지금은 팔지 않아요.
That CD isn't sold right now.

쓰지 않는 물건은 팔거나 버리세요.
Sell or throw away items you aren't using.

저 식당에서는 맛있는 피자를 팔아요.

I will make a delicious pizza and sell it.

어제 음식을 다 팔아서 지금은 못 팔아요.

I sold all the food yesterday so now I can't sell anything.

16-9. Irregulars and direct modifier form

Irregular verbs are irregular because they don't follow the pattern of conjugation that the majority of other verbs follow. With direct modifier form the irregulars have a few irregularities.

HUGE IMPORTANT NOTE

The rules for irregular are provided ONLY for reference. Please don't go crazy remembering all of the rules. Eventually the commonly used verbs will be learned through usage.

If you spend your energy on charts like the one that follows you will never move forward. Glance at it... use it for reference, then move on and keep learning.

The few mistakes you might make aren't as damaging as not moving forward. Think about all the people you know who speak English from foreign countries. You never focus on their many mistakes, and neither will Koreans focus on yours.

Use this chart as a reference for conjugating irregulars into direct modifier forms.

Irregular direct modifier pattern + sample verbs			
Irregular	Future the ~ that I will VERB	Present the ~ that is VERBing	Past the ~ that VERBed
ㄹ	no change	remove ㄹ add 는	ㄹ → ㄴ
팔다 (to sell)	팔 ~	파는 ~	판 ~
울다 (to cry)	울 ~	우는 ~	운 ~
놀다 (to play)	놀 ~	노는 ~	논 ~
ㄷ	ㄷ → ㄹ add 을	add 는	ㄷ → ㄹ add 은
듣다 (to listen)	들을 ~	듣는 ~	들은 ~
묻다 (to bury)	물을 ~	묻는 ~	물은 ~
싣다 (to load)	실을 ~	싣는 ~	실은 ~
ㅅ	remove ㅅ add 을	add 는	remove ㅅ add 은
짓다 (to build)	지을 ~	짓는 ~	지은 ~
낫다 (to heal)	나을 ~	낫는 ~	나은 ~
붓다 (to pour)	부을 ~	붓는 ~	부은 ~
ㅈ	remove ㅈ add 을	add 는	remove ㅈ add 은
줍다 (to pick up)	주을 ~	줍는 ~	주은 ~
돕다 (to help)	도을 ~	돕는 ~	도은 ~

Example Sentences

저는 매일 카페에서 커피를 파는 아르바이트를 하고 있어요.
Everyday at the café I do a part-time job where I sell coffee.

여동생이 사는 곳은 부산이에요.
The place where my younger sister lives is Busan.

오늘은 아는 노래만 부를 거예요.
Today I am going to only sing songs that I know.

엄마가 어제 만든 케이크를 먹고 싶어요?
Do you want to eat the cake that mom made yesterday?

내일 팔 김밥을 지금 만들고 있어요.
I am making the gimbap that I will sell tomorrow.

제니퍼 씨가 지난 금요일에 논 클럽의 이름이 뭐였어요?
What was the name of the club that Jennifer hung out at last Friday?

16-10. 나오다 (to come out, to emerge, to appear (TV, movies))

나오다

TYPE

regular

BASIC FORM

나와

Example Sentences

오늘 집에서 아침 8 시에 나왔어요.

I came out of the house at 8 o'clock in the morning.

다음 달에 아이폰 7 이 나올 거예요.

The iPhone 7 will come out next month.

그 영화에 유명한 배우가 많이 나와요.

There are lots of famous actors in that movie.

어제 집에서 나온 시간이 너무 늦어서 지하철 못 탔어요.

The time that I left my house was too late, so I couldn't ride the subway.

집에 물이 안 나와요.

We don't have any water in our house. (no water comes out)

16-11. 찾다 (to find), 찾아보다 (to look for, to search)

찾다

TYPE

regular

BASIC FORM

찾아

찾아보다

TYPE

regular

BASIC FORM

The lost or found item is marked with 을/를.

Example Sentences

어제 지하철에서 잃어버린 휴대폰을 오늘 찾아봤어요.

Today I looked for the cell phone that I lost yesterday on the subway.

도서관에서 재미있는 책을 찾아봤지만 못 찾았어요.

I looked for an interesting book at the library but I couldn't find one.

어제 차 키를 잃어버렸지만 오늘 찾았어요.
Yesterday I lost my car keys, but today I found them.

지난 주에 잃어버린 강아지를 어제 공원에서 찾았어요.
Yesterday I found the puppy that I lost last week at the park.

16-12. 입다 (to wear), to put on)

입다

TYPE

regular

BASIC FORM

입어

입다 is the most commonly used generic way to say *wear*. However other verbs will be introduced in book 3 for more specific ways of wearing. 입다 is used for the following clothing types:

dresses	shirts	pants	underwear
shorts	bras	sweaters	skirts
coats	pajamas	jackets	suits

Example Sentences

날씨가 너무 추워서 코트를 입었어요.
The weather was very cold so I wore a coat.

난 코트를 입었지만 아직 추워.
I am wearing a coat but I am still cold.

난 코트도 입고 스웨터도 입어서 춥지 않아.
I'm wearing a coat and a sweater so I'm not cold.

내일 입을 바지가 없어졌어요.
The pants I am going to wear tomorrow have disappeared.

다음 번에는 더 따뜻한 옷을 입을 거예요.
Next time I will wear warmer clothes.

오늘 밤에 입을 옷을 찾아볼게요.
I'll look for clothes to wear tonight.

저기 드레스를 입은 여자가 제 여자 친구예요.
The girl wearing the dress over there is my girlfriend

입는~ vs 입은~

NOTE: 입는~ means "putting on at this very moment" and never just "wearing" in Korean. If you want to say "the girl wearing a dress" you must say the equivalent of "the girl who put on the dress" using 입은~. This is why the last sentence in the prior example uses.

16-13. 유행하다 (to be in fashion, to be trending)

유행하다

TYPE

하다

BASIC FORM

유행해

Koreans tend to be very in tune with fashion. 유행하다 is handy to know.

Example Sentences

백화점에 가서 유행하는 바지를 샀어요.

I went to the department store and bought some fashionable pants.

그 옷들은 요즘 너무 유행해서 난 입고 싶지 않아.

Those clothes are too popular these days so I don't want to wear them.

저 남자는 유행을 몰라. 항상 같은 옷만 입어.

That guy doesn't know fashion. He always wears only the same clothes.

지금 한국에선 짧은 치마가 유행하고 있어요.

In Korea short skirts are popular now.

이번 여름에는 짧은 머리가 유행할 거예요.

This summer short hair will be popular.

16-14. 찍다 (to take a picture or film, to dip)

찍다

TYPE

regular

BASIC FORM

찍어

찍다 is interesting since it can mean completely different things. The thing you are "dipping" or "taking a picture of" are marked with 을/를. The thing you are dipping into is marked with 에.

Example Sentences

공원에서 가족들과 사진을 찍었어요.
We took a picture with our family at the park.

사진 좀 찍어 주세요.
Please take a picture.

저기에서 지금 영화를 찍고 있어요.
They are filming a movie over there right now.

싱가폴에서 사진을 많이 찍었어요.
I took many pictures in Singapore.

작년에 찍은 사진을 다 잃어버렸어요.
I lost all the pictures I took last year.

나초를 치즈에 찍었어요.
I dipped nachos into cheese.

이번에 더 재미있는 사진을 찍으세요.
This time take more interesting pictures.

16-15. 그런데, 근데 for background information

그런데 and its shorter version 근데 are commonly used in front of a statement to say "but" or "however", depending on the context. 하지만 might feel similar in meaning but 하지만 is much stronger and tends to show opposing information.

The information following 그런데 is normally just background information. It's sort of like saying "that's the case however..." or "yeah but...".

DO NOT get hung up on the English translation. In the following sentence the English is different, yet the meaning is still the same.

그런데 possible English

영화 표를 두 장 받았어요. 그런데 영화를 싫어해요.

I received 2 movie tickets. **However**, I don't like movies.

I received 2 movie tickets. **But**, I don't like movies.

I received 2 movie tickets. **Even though**, I don't like movies.

The goal is to give new information adding to the prior statement. It's our opinion that "however" is the most effective translation of 그런데. When the first sentence starts with 그런데 "But" sounds more natural.

Example Sentences

일본에 가고 싶어요. 그런데 일본어를 못 해요.

I want to go to Japan. However, I can't speak Japanese.

수업은 아직 안 끝났어요. 그런데 민수랑 약속이 두 시에 있어요.

Class hasn't ended yet. However, I have an appointment with Minsu at 2 o'clock.

빨리 달리고 싶어요. 그런데 다리가 아파요.

I want to run fast. However, my legs hurt.

Special Information 특별 정보

Past Tense VS Present Tense (important!)

Korean usage of past tense is often similar to how English uses "present tense" form.

For example, in English we say, "I am married", or "I am divorced" and this shows the current state of the person. However, Koreans say, "I got married" or "I got divorced" to show that the person did the action.

These differences mean you might accidentally say, 결혼해요? (are you married?) when you should say 결혼했어요? (Did you get married?).

This past tense usage also pops up with the direct modifiers we learned in this lesson. As we learned this concept the following translations would be correct:

Example Sentences

입은 옷

the clothing that I wore

입는 옷

the clothing that I am wearing

With most verbs #2 works perfectly as taught, however with 입다 (to wear, to put on) if you say 입는 옷 it will never mean "the clothing that I am wearing" but instead can only mean "the clothing that I wear" or "the clothing that I am putting on right now".

If you want to say "the clothing I am wearing" like we do in English you would have to say 입은 옷 which translates to "the clothing I put on".

You could also say "the clothing I am wearing" using ~고 있다 form.

Example Sentences

입고 있는 옷

the clothing I am wearing

Question and Answer

Each question is presented with several potential answers. To test your pronunciation, try to say each question and answer out loud before you click the sound button.

1

KOREAN Q: 이 옷이 요즘 유행해요?

A: 네. 유명한 선수가 입고 사진을 찍어서 유행해요.

A: 네. 하지만 물건이 없어서 못 팔아요.

ENGLISH Q: Are these clothes in fashion these days?

A: Yes. A famous athlete wore it and took a picture so it's in fashion.

A: Yes. However, I can't sell it too you since we don't have any stock (items).

2

KOREAN Q: 지난번 생일파티에 드레스를 입었어요?

A: 아니요. 드레스를 찾지 못했어요.

A: 네. 제가 입은 드레스는 아름다웠어요.

ENGLISH Q: Did you wear a dress at your last birthday party?

A: No. I couldn't find a dress.

A: Yes. The dress I wore was beautiful.

3

KOREAN Q: 뭘 찾아요?

A: 어제 산 물건이 없어서 찾고 있어요.

A: 책상 속에 티켓을 찾고 있었어요.

ENGLISH Q: What are you looking for?

A: The items I bought yesterday are missing, so I am looking for them.

A: I am looking for tickets in the desk.

4

KOREAN Q: 지금 읽는 책은 유명해요?

A: 제가 읽는 책은 지난달에 나와서 아직 안 유명해요.

A: 당연하죠! 지금 서점에서 많이 팔고 있어요.

A: 네. 제목은 모비딕이에요.

Q: Is the book you are reading famous?

ENGLISH A: The book I am reading can't out last month, so it isn't famous yet.

A: Of course! It's selling a lot now at the book store.

A: Yes. The title is Moby Dick.

5

KOREAN Q: 같이 사진 찍고 싶어요?

A: 싫어요. 지금 입은 옷이 별로 안 예뻐요.

A: 좋아요. 근데 한번만 찍어요.

ENGLISH Q: Do you want to take a picture together?

A: No. The clothing I am wearing (I put on) aren't that pretty.

A: Okay. However, just take one picture.

Additional Vocabulary


Vocabulary is very important to attaining fluency in Korean. The more words you know, the closer you will be to fluency!

















Group M: Toys and Games 장난감과 게임

▶ 윷놀이 ?	yut	noun
▶ 가위 바위 보	paper scissors rock	noun
▶ 화투	flower cards (card game)	noun
▶ 숨바꼭질	hide-n-seek	noun
▶ 까꿍	peek-a-boo	noun
▶ 줄넘기	jump rope	noun

Lesson 17: Before and After

New Words

By clicking on the  button, you can hear how each word is pronounced. Also you can CLICK any word, sentence, or phrase to hear other Korean voices.

Korean	English	Word Type
New words		
 불	lights (in house etc)	noun
 에어컨	air conditioning	noun
 히터	heater	noun
 성격	personality	noun
 멋	style	noun
 맛	flavor, taste	noun
 새 차	new car	noun
New adjectives		
 멋있다	to be stylish, cool	regular
 밝다	to be bright	regular
 어둡다	to be dark	≡ irregular
New verbs		
 연락하다	to contact	하다
 사귀다	to date; go out with; make friends with	regular
 헤어지다	to break up, to split	regular
 버리다	to throw away	regular
 끄다	to turn off	regular
 켜다	to turn on	regular

Grammar and Usage

The Grammar and Usage sections of each lesson give you the building blocks necessary to properly speak Korean. Make sure that you read and understand each section.

17-1. 있는, 없는 as direct modifiers

있다 and 없다 were not included in examples concerning direct modifiers in the last lesson, however they are very commonly used in everyday Korean.

있는 is used to say things like 서울에 있는 가게 (a store in Seoul). Because 있다 also means "to have" you can also say things such as, 돈이 있는 사람 (people that have money). 없는 is simply the opposite of 있는.

Example Sentences

식탁 위에 있는 지갑은 누구의 것입니까?

Who's is the wallet on the dining table?

친구가 없는 사람들은 슬퍼요.

People that have no friends are sad.

우리 학교에는 돈이 있는 사람도 있고 없는 사람도 있어요.

There are people with and people without money at our school.

17-2. The difference between ~하고 있는 and ~하는

The ongoing present tense form ~고 있다 taught in book 1 is commonly used as a direct modifier and generally has the same meaning as ~는.

Example Sentences

중국어를 배우고 있는 학생들

students learning Chinese

중국어를 배우는 학생들

students who learn Chinese or students learning Chinese

If you want to talk about people who learn Chinese and not people actually at this very moment learning then 배우는 is more grammatically correct.

But realistically both of these mean the same thing and most Koreans wouldn't be able to tell you why they are different.

17-3. ~전 (before) ~후 (after) nouns and times

By using ~전 and ~후 after nouns and time spans you can say things like 수업 전 (before class) and 수업 후 (after class). When using 전 and 후 you normally put time marker 에 since it is a time.

Example Sentences

일 년 전에 결혼했어요.

I got married 1 year ago.

한 달 후에 한국에 돌아올 거예요.

I will return back to Korea after one month.

삼 일 후에 대학생이 될 거예요.

I will become a college student in three days.

Example Conversation #1

KOREAN A: 두 달 전에 한국에 왔지만, 아직 한국어를 잘 못해요.

KOREAN B: 괜찮아요! 시간이 걸릴 거예요.

ENGLISH A: 2 months ago I came to Korea, but I still can't speak Korean well.

ENGLISH B: It's okay! It will take time.

Example Conversation #2

KOREAN A: 수업 전에 뭐 해요?

KOREAN B: 전 보통 스타벅스에서 커피를 마셔요.

KOREAN A: 저도 같이 마시고 싶지만 아침에 일찍 일어나지 못해요.

ENGLISH A: What do you do before class?

ENGLISH B: I normally drink coffee at Starbucks.

ENGLISH A: I also want to drink together but I can't wake up in the morning.

Example Conversation #3

KOREAN A: 2 분 후에 지하철이 올 거예요. 빨리 오세요!

KOREAN B: 알았어요. 거의 도착했어요.

ENGLISH

A: 2 minutes from now the subway will come. Hurry up and come!

B: I know. I have almost arrived.

Example Conversation #4

KOREAN

A: 저녁을 먹은 후에 영화를 보자.

B: 그래.

ENGLISH

A: After eat dinner, Let's watch a movie

B: Okay.

17-4. ~기 전 Before (verbs)

To use "before" with a verb use the STEM 기 전 pattern. It doesn't matter if the stem has a 받침 you still just add.

Examples

하기 전

before doing

보기 전

before seeing

가기 전

before going

먹기 전

before eating

끝나기 전

before it ends

Example Sentences

전화번호를 잊어버리기 전에 쓰세요.

Before you forget the phone number write it down.

처음에 한국에 가기 전에 한국어를 거의 매일 공부했어요.

Before I went to Korea for the first time I studied Korean almost everyday.

티비를 보기 전에 숙제를 해!

Do your work before you watch TV.

Example Conversation #1

A: 오늘 몇 시에 집에 돌아와요?
B: 아마 7 시쯤에 돌아갈 거예요.
A: 왜 더 일찍 돌아오지 못해요?
B: 집으로 돌아가기 전에 도서관에서 책을 빌리고 싶어요.

A: What time will you come home today?
B: I will go home maybe around 7 o'clock.
A: Why can't you come home earlier?
B: Before I go home I want to borrow a book from the library.

Example Conversation #2

A: 이 가방은 유행하기 전에 런던의 유명한 가게에서 샀어요.
B: 얼마였어요?
A: 20 만 원이었어요.
B: 와! 싸네요!

A: I bought this bag at a famous store in London before it was trendy.
B: How much was it?
A: It was 200,000 won.
B: Wow! That's cheap!

17-5. ~(으)ㄴ After (verbs)

To use "after" with a verb we will use the past tense direct modifier form taught in the last lesson. To say "after I did" you would say 한 후.

Example Sentences

영화가 끝난 후에 친구랑 놀았어요.

After the movie ended I hung out with friends.

남자 친구를 만난 후에 식당에 갔어요.

After meeting my boyfriend we went to a restaurant.

술을 많이 마신 후에 머리가 아팠어요.

After I drank a lot of alcohol my head hurt.

공부한 후에 저에게 다시 전화해 주세요.

After studying call me again.

낡은 차를 판 후에 새 차를 샀어요.

After selling my old car I bought a new car.

17-6. 멋있다 (cool, stylish)

멋있다

TYPE

regular

BASIC FORM

멋있어

멋있다 literally means "to have style".

Example Sentences

우리 삼촌은 축구를 잘해서 정말 멋있어요.

Because our uncle is good at soccer he is really cool.

내 남자 친구가 학교에서 제일 친절하고 멋있어!

My boyfriend is the kindest and most stylish boy in school!

박민수 씨는 키가 크고 멋있는 옷을 많이 입어요.

Minsu Park is tall and wears a lot of cool clothes.

예성 씨는 노래를 부를 때 진짜 멋있어요.

When Yesung sings he is really cool.

조지는 갑자기 멋있어졌어요.

George suddenly got cool.

Special Information 특별 정보

멋지다 is a similar word to 멋있다. 멋지다 means "wonderful", "awesome" and other similar words. The meaning really isn't much different from 멋있다 as they both contain 멋 except that 멋지다 is a stronger meaning.

17-7. 밝다 (to be bright), 어둡다 (to be dark)

밝다

TYPE

regular

BASIC FORM

밝아

어둡다

TYPE

↳ irregular

BASIC FORM

어두워

Example Sentences

동생이 입고 있는 치마는 밝은 노란색이에요.

The skirt that my sibling is wearing is bright yellow.

시험이 끝난 후에 학생들의 얼굴이 밝아졌어요.

After the test ends the student's faces got bright.

일몰 후 서울이 점점 어두워졌어요.

After the sunset, Seoul gradually got dark.

제 책상 옆에 있는 램프는 밝지 않아요.

The lamp next to my desk isn't bright.

오늘은 꼭 어두워지기 전에 집에 돌아와!

Definitely come home before it gets dark today!

Special Information 특별 정보

밝다 (to be bright) and 어둡다 (to be dark) can be used to talk about a person or animal's personality. Typically you are talking about a change in the personality so you would say 밝아지다 (to become bright, brighten) and 어두워지다 (to become dark, darken).

Example Sentences

대니가 결혼한 후에 성격이 밝아졌네요.

After Danny got married his personality sure did brighten.

대니는 아버지가 돌아가신 후에 성격이 어두워졌네요.

After Danny's father passed away his personality sure did darken.

17-8. 연락하다 (to contact)

연락하다

TYPE

하다

BASIC FORM

연락해

Remember that 연락 must be pronounced as 열락. The person you are contacting is marked with 에게 / 한테.

Example Sentences

한국에 가기 전에 연락해 주세요.

Contact me before you go to Korea.

선생님에게 연락했지만 아직 대답이 안 왔어요.

I contacted the teacher but they haven't answered yet.

주말에 너무 바빠서 연락을 못 했어요.

Since I was too busy on the weekend, I couldn't contact you.

일이 끝난 후에 연락할게요.

I contact you after work ends.

17-9. 사귀다 (to date), 헤어지다 (to break up with)

사귀다

TYPE

regular

BASIC FORM

사귀어

헤어지다

TYPE

regular

BASIC FORM

헤어져

The person you break up with or date is marked with 와/과, 랑/이랑, or 하고.

Example Sentences

일 년 정도 그녀와 사귀었어요.

I dated her for about one year.

대학교에 입학한 후에 새로운 친구를 사귀었어요.

After entering college, I made new friends.

지난주에 남자 친구와 헤어져서 너무 외로워요.
I broke up with my boyfriend last week so I am really sad.

둘이 사귀어요?
Are you two dating?

한달 전에 여자 친구랑 헤어진 후 매일 그녀가 꿈에 나와요.
After breaking up with my girlfriend 1 month ago, she appears in my dreams everyday.

17-10. 버리다 (to throw away)

버리다

TYPE

regular

BASIC FORM

버려

Example Sentences

여기에 쓰레기를 버리지 마세요.
Don't throw away trash here.

작년에 버린 책을 다시 읽고 싶어졌어요.
I want to read the book again that I threw away last year.

싱크대 위의 칫솔이 너무 오래되어서(돼서) 버렸어요.
The toothbrush on top of the sink was old so I threw it away.

생각 없이 어제 산 만화책을 버렸어요.
Without thinking I threw away the comic book that I bought yesterday.

17-11. 켜다 (to turn on), 끄다 (to turn off)

켜다

TYPE

regular

BASIC FORM

켜

끄다

TYPE

regular
BASIC FORM
꺼

Example Sentences

컴퓨터를 끄고 텔레비전을 켜세요.

Turn off the computer and turn on the TV.

침대 옆의 램프가 이유 없이 켜졌어요.

For no reason the lamp next to the bed turned on.

영화관에서는 핸드폰을 항상 끄세요.

Always turn off your phone in the movie theatre.

여름에는 너무 더워서 항상 에어컨을 켜요.

Since it's really hot in summer we always turn on the air conditioner.

공부하기 전에 음악을 끄세요.

Turn off the music before you study.

자기 전에 텔레비전도 끄고 불도 끄세요.

Before you sleep turn off the TV and also turn off the light.

Question and Answer

Each question is presented with several potential answers. To test your pronunciation, try to say each question and answer out loud before you click the sound button.

1

KOREAN

Q: 언제 결혼했어요?

A: 세 달 전에 결혼했어요.

A: 아직 결혼 안 했어요. 혼자 살아서 외로워요.

ENGLISH

Q: When did you get married?

A: I got married 3 months ago.

A: I am not married yet. I am lonely because I live alone.

2

KOREAN Q: 남자친구 있어요?

A: 연락하는 남자가 있어요.

A: 사귀는 남자가 있어요.

A: 오늘 헤어졌어요.

Q: Do you have a boyfriend?

ENGLISH A: There is a boy I keep in touch with.

A: There is a boy I am dating.

A: I broke up today.

3

KOREAN Q: 왜 아직 안 자요?

A: 불이 너무 밝아서 못 자요.

A: 밥을 먹은 후에 잘 거예요.

ENGLISH Q: Why won't you go to sleep yet?

A: I can't sleep because the lights are too bright.

A: I will sleep after I eat dinner.

4

KOREAN Q: 아버지가 새 차를 사 줬어요?

A: 아니요. 어머니가 사 주었어요.

A: 네. 정말 맛있는 차를 사 줬지만 히터가 안 나와요.

ENGLISH Q: Did your father buy a new car for you?

A: No. My mother bought it for me.

A: Yes. He bought a really cool car for me, but the heater isn't working.

5

KOREAN

- Q: 식탁 위에 있는 음식은 맛있어요?
A: 별로 맛이 없어요.
A: 정말 맛있어서 다 먹고 싶어요..

ENGLISH

- Q: Is the food on the table tasty?
A: It doesn't have that much taste.
A: I want to eat it all because it is so tasty.

Additional Vocabulary

Vocabulary is very important to attaining fluency in Korean. The more words you know, the closer you will be to fluency!

Group N: Jobs 직업

▶ 의사	doctor	noun
▶ 공무원	government worker	noun
▶ 회사원	an office worker	noun
▶ 소방관	firefighter	noun
▶ 과학자	scientist	noun
▶ 정치가	politician	noun
▶ 간호사	nurse	noun
▶ 작가	writer	noun
▶ 가수	singer	noun
▶ 요리사	chef	noun